

2N4424
SILICON
NPN TRANSISTOR



TO-92 CASE

DESCRIPTION:

The CENTRAL SEMICONDUCTOR 2N4424 is a silicon NPN epitaxial planar transistor designed for general purpose amplifier applications.

MARKING: FULL PART NUMBER

MAXIMUM RATINGS: ($T_A=25^\circ\text{C}$)

Collector-Base Voltage
Collector-Emitter Voltage
Emitter-Base Voltage
Continuous Collector Current
Power Dissipation
Operating and Storage Junction Temperature
Thermal Resistance

SYMBOL		UNITS
V_{CB0}	60	V
V_{CEO}	40	V
V_{EBO}	5.0	V
I_C	500	mA
P_D	625	mW
T_J, T_{stg}	-65 to +150	$^\circ\text{C}$
θ_{JA}	200	$^\circ\text{C/W}$

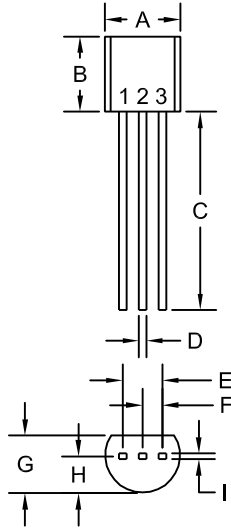
ELECTRICAL CHARACTERISTICS: ($T_A=25^\circ\text{C}$ unless otherwise noted)

SYMBOL	TEST CONDITIONS	MIN	TYP	MAX	UNITS
I_{CBO}	$V_{CB}=40\text{V}$			30	nA
I_{CBO}	$V_{CB}=40\text{V}, T_A=100^\circ\text{C}$			10	μA
I_{CES}	$V_{CE}=40\text{V}$			30	nA
I_{EBO}	$V_{EB}=5.0\text{V}$			100	nA
BV_{CBO}	$I_C=10\mu\text{A}$	60			V
BV_{CEO}	$I_C=10\text{mA}$	40			V
BV_{EBO}	$I_E=0.1\mu\text{A}$	5.0			V
$V_{CE(SAT)}$	$I_C=50\text{mA}, I_B=3.0\text{mA}$			0.30	V
$V_{BE(SAT)}$	$I_C=50\text{mA}, I_B=3.0\text{mA}$			0.85	V
h_{FE}	$V_{CE}=4.5\text{V}, I_C=2.0\text{mA}$	180		540	
h_{fe}	$V_{CE}=4.5\text{V}, I_C=2.0\text{mA}, f=1.0\text{kHz}$	180			
h_{fe}	$V_{CE}=10\text{V}, I_C=1.0\text{mA}, f=1.0\text{kHz}$		180		
h_{ie}	$V_{CE}=10\text{V}, I_C=1.0\text{mA}, f=1.0\text{kHz}$		5100		Ω
h_{oe}	$V_{CE}=10\text{V}, I_C=1.0\text{mA}, f=1.0\text{kHz}$		14		μS
h_{re}	$V_{CE}=10\text{V}, I_C=1.0\text{mA}, f=1.0\text{kHz}$		0.27		$\times 10^{-3}$

2N4424
 SILICON
 NPN TRANSISTOR



TO-92 CASE - MECHANICAL OUTLINE



R1

SYMBOL	INCHES		MILLIMETERS	
	MIN	MAX	MIN	MAX
A (DIA)	0.175	0.205	4.45	5.21
B	0.170	0.210	4.32	5.33
C	0.500	-	12.70	-
D	0.016	0.022	0.41	0.56
E	0.100		2.54	
F	0.050		1.27	
G	0.125	0.165	3.18	4.19
H	0.080	0.105	2.03	2.67
I	0.015		0.38	

TO-92 (REV: R1)

LEAD CODE:

- 1) Emitter
- 2) Collector
- 3) Base

MARKING:

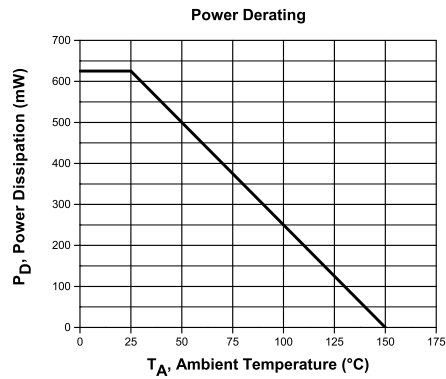
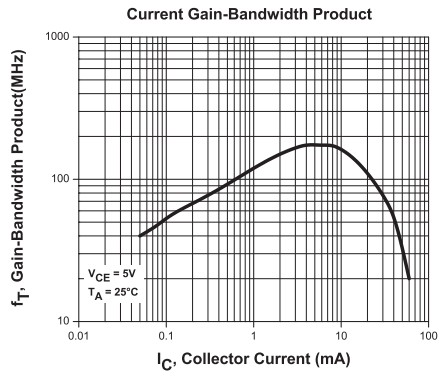
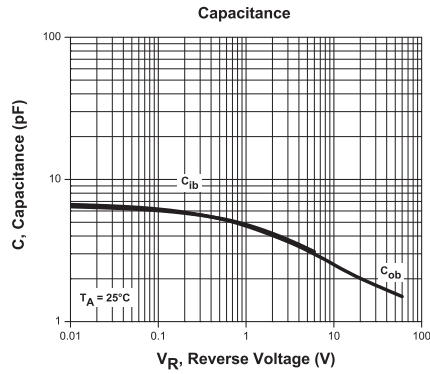
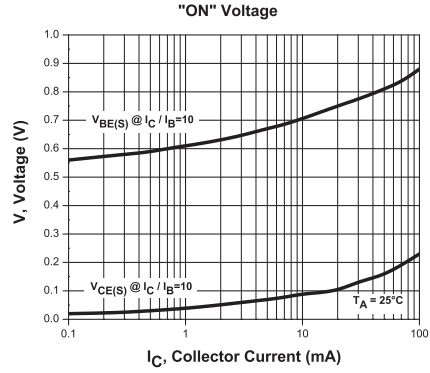
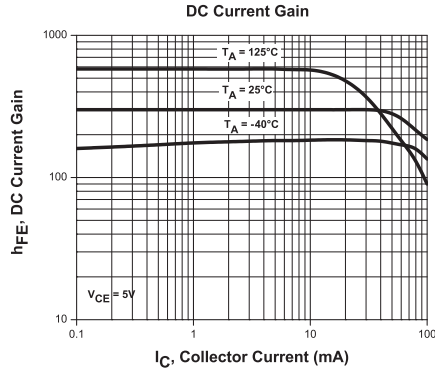
FULL PART NUMBER

R1 (26-July 2013)

2N4424
SILICON
NPN TRANSISTOR



TYPICAL ELECTRICAL CHARACTERISTICS



R1 (26-July 2013)

OUTSTANDING SUPPORT AND SUPERIOR SERVICES



PRODUCT SUPPORT

Central's operations team provides the highest level of support to insure product is delivered on-time.

- Supply management (Customer portals)
- Inventory bonding
- Consolidated shipping options
- Custom bar coding for shipments
- Custom product packing

DESIGNER SUPPORT/SERVICES

Central's applications engineering team is ready to discuss your design challenges. Just ask.

- Free quick ship samples (2nd day air)
- Online technical data and parametric search
- SPICE models
- Custom electrical curves
- Environmental regulation compliance
- Customer specific screening
- Up-screening capabilities
- Special wafer diffusions
- PbSn plating options
- Package details
- Application notes
- Application and design sample kits
- Custom product and package development

REQUESTING PRODUCT PLATING

1. If requesting Tin/Lead plated devices, add the suffix "TIN/LEAD" to the part number when ordering (example: 2N2222A TIN/LEAD).
2. If requesting Lead (Pb) Free plated devices, add the suffix "PBFREE" to the part number when ordering (example: 2N2222A PBFREE).

CONTACT US

Corporate Headquarters & Customer Support Team

Central Semiconductor Corp.
145 Adams Avenue
Hauppauge, NY 11788 USA
Main Tel: (631) 435-1110
Main Fax: (631) 435-1824
Support Team Fax: (631) 435-3388
www.centrasemi.com

Worldwide Field Representatives:
www.centrasemi.com/wwreps

Worldwide Distributors:
www.centrasemi.com/wwdistributors

For the latest version of Central Semiconductor's **LIMITATIONS AND DAMAGES DISCLAIMER**, which is part of Central's Standard Terms and Conditions of sale, visit: www.centrasemi.com/terms