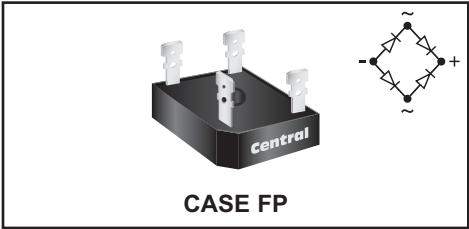


PRELIMINARY

CBR35-060P
SILICON BRIDGE RECTIFIER
35 AMP, 600 VOLT



www.centrasemi.com

DESCRIPTION:

The CENTRAL SEMICONDUCTOR CBR35-060P is a silicon, single phase, full wave bridge rectifier designed for general purpose applications. The molded epoxy case has a built-in metal baseplate for heat sink mounting. The device utilizes standard 0.25" FASTON terminals.

MARKING: FULL PART NUMBER

MAXIMUM RATINGS: ($T_A=25^{\circ}\text{C}$ unless otherwise noted)

	SYMBOL		UNITS
Peak Repetitive Reverse Voltage	V_{RRM}	600	V
DC Blocking Voltage	V_R	600	V
RMS Reverse Voltage	$V_{R(RMS)}$	420	V
Average Forward Current ($T_C=60^{\circ}\text{C}$)	I_O	35	A
Peak Forward Surge Current	I_{FSM}	400	A
I^2t Rating for Fusing ($1\text{ms} < t < 8.3\text{ms}$)	I^2t	660	A^2s
RMS Isolation Voltage (case to lead)	V_{iso}	2500	Vac
Operating and Storage Junction Temperature	T_J, T_{stg}	-65 to +150	$^{\circ}\text{C}$
Thermal Resistance	θ_{JC}	1.4	$^{\circ}\text{C/W}$

ELECTRICAL CHARACTERISTICS PER DIODE: ($T_A=25^{\circ}\text{C}$ unless otherwise noted)

SYMBOL	TEST CONDITIONS	TYP	MAX	UNITS
I_R	$V_R=600\text{V}$		10	μA
I_R	$V_R=600\text{V}, T_A=125^{\circ}\text{C}$		500	μA
V_F	$I_F=17.5\text{A}$		1.2	V
C_J	$V_R=4.0\text{V}, f=1.0\text{MHz}$	300		pF

PRELIMINARY

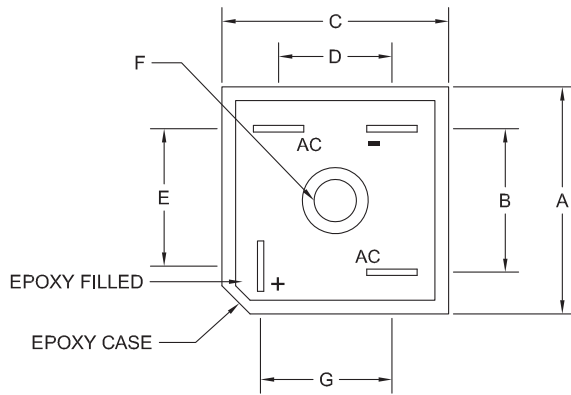
PRELIMINARY

CBR35-060P

SILICON BRIDGE RECTIFIER
35 AMP, 600 VOLT



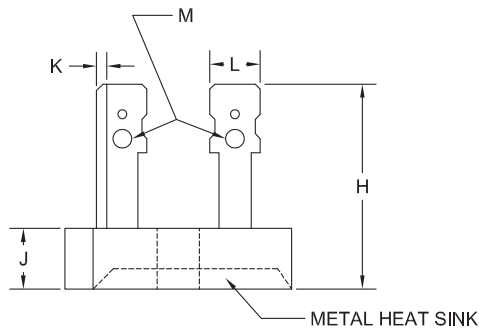
CASE FP - MECHANICAL OUTLINE



DIMENSIONS				
SYMBOL	INCHES		MILLIMETERS	
	MIN	MAX	MIN	MAX
A	1.115	1.135	28.32	28.83
B	0.688	0.732	17.50	18.59
C	1.115	1.135	28.32	28.83
D	0.542	0.582	13.77	14.78
E	0.618	0.672	15.70	17.07
F (DIA.)	0.200	0.220	5.08	5.59
G	0.632	0.672	16.05	17.07
H	0.740	0.849	18.80	21.58
J	0.290	0.334	7.37	8.50
K	0.027	0.035	0.71	0.91
L	0.250		6.35	
M (DIA.)	0.940		2.39	

CASE FP (REV:R2)

MARKING: FULL PART NUMBER



R2

R0 (12-October 2016)

OUTSTANDING SUPPORT AND SUPERIOR SERVICES



PRODUCT SUPPORT

Central's operations team provides the highest level of support to insure product is delivered on-time.

- Supply management (Customer portals)
- Inventory bonding
- Consolidated shipping options
- Custom bar coding for shipments
- Custom product packing

DESIGNER SUPPORT/SERVICES

Central's applications engineering team is ready to discuss your design challenges. Just ask.

- Free quick ship samples (2nd day air)
- Online technical data and parametric search
- SPICE models
- Custom electrical curves
- Environmental regulation compliance
- Customer specific screening
- Up-screening capabilities
- Special wafer diffusions
- PbSn plating options
- Package details
- Application notes
- Application and design sample kits
- Custom product and package development

REQUESTING PRODUCT PLATING

1. If requesting Tin/Lead plated devices, add the suffix "TIN/LEAD" to the part number when ordering (example: 2N2222A TIN/LEAD).
2. If requesting Lead (Pb) Free plated devices, add the suffix "PBFREE" to the part number when ordering (example: 2N2222A PBFREE).

CONTACT US

Corporate Headquarters & Customer Support Team

Central Semiconductor Corp.
145 Adams Avenue
Hauppauge, NY 11788 USA
Main Tel: (631) 435-1110
Main Fax: (631) 435-1824
Support Team Fax: (631) 435-3388
www.centalsemi.com

Worldwide Field Representatives:
www.centalsemi.com/wwreps

Worldwide Distributors:
www.centalsemi.com/wwdistributors

For the latest version of Central Semiconductor's **LIMITATIONS AND DAMAGES DISCLAIMER**, which is part of Central's Standard Terms and Conditions of sale, visit: www.centalsemi.com/terms



<http://www.centrasemi.com>

Product End of Life Notification

PDN ID:	PDN01103
Notification Date:	8/01/18
Last Buy Date:	2/01/19
Last Shipment Date	8/01/19

Summary: 35A Bridge Rectifiers in cases FP and FPW are discontinued and now classified as End of Life (EOL).

Although Central Semiconductor Corp. makes every effort to continue to produce devices that have been proclaimed EOL (End of Life) by other manufacturers, it is an accepted industry practice to discontinue certain devices when customer demand falls below a minimum level of sustainability. Accordingly, the following product(s) have been transitioned to End of Life status as part of Central's ongoing Product Management Process. Any replacement products are noted below. The effective date for placing last purchase orders will be six (6) months from the date of this notice and twelve (12) months from the notice date for final shipments, and minimum order quantities may apply. The last purchase and shipment dates may be extended if inventory is available.

<u>Central Part Number</u>	<u>Replacement</u>
CBR35-020PW	N/A, Stock Only
CBR35-060P	N/A, Stock Only
CBR35-100PW	N/A, Stock Only

Central would be happy to assist you by providing additional information or technical data to help locate an alternate source if we have no replacement available. Please email your requests to engineering@centrasemi.com.

DISCLAIMER: This End of Life (EOL) notification is in accordance with JEDEC standard JESD48 - Product Discontinuance. Central Semiconductor Corp. will make every effort to offer life-time buy (LTB) opportunities and/or offer replacement devices to existing customers for discontinued devices, however, one or both may not be possible for all devices. Please contact your local Central Semiconductor sales representative for LTB opportunities/additional information.