

CDMSJ22029-650

N-CHANNEL  
SUPER JUNCTION MOSFET  
29 AMP, 650 VOLT



TO-220FP CASE

**Central**  
Semiconductor

www.centalsemi.com

**DESCRIPTION:**

The CENTRAL SEMICONDUCTOR CDMSJ22029-650 is a high current, 650 Volt N-Channel power MOSFET designed for high voltage, fast switching applications such as Power Factor Correction (PFC), and power chargers. This MOSFET combines high voltage capability with low  $r_{DS(ON)}$ , low threshold voltage and low gate charge.

**MARKING: CDMSJ**  
**29-650**

**APPLICATIONS:**

- Power Factor Correction
- TV Power
- UPS
- PD Charger
- Adapter

**FEATURES:**

- High voltage capability ( $V_{DS}=650V$ )
- Low gate charge ( $Q_{gs}=11nC$ )
- Low  $r_{DS(ON)}$  ( $0.13\Omega$ )

**MAXIMUM RATINGS:** ( $T_C=25^\circ C$ )

Drain-Source Voltage  
Gate-Source Voltage  
Continuous Drain Current  
Continuous Drain Current ( $T_C=100^\circ C$ )  
Pulsed Drain Current  
Diode Forward Current  
Power Dissipation  
Power Dissipation ( $T_C=100^\circ C$ )  
Operating and Storage Junction Temperature

**SYMBOL**

$V_{DS}$  650  
 $V_{GS}$  30  
 $I_D$  29  
 $I_D$  17.7  
 $I_{DM}$  63  
 $I_S$  29  
 $P_D$  33  
 $P_D$  14  
 $T_J, T_{stg}$  -55 to +150

**UNITS**

V  
V  
A  
A  
A  
A  
W  
W  
 $^\circ C$

**ELECTRICAL CHARACTERISTICS:** ( $T_J=25^\circ C$  unless otherwise noted)

SYMBOL	TEST CONDITIONS	MIN	TYP	MAX	UNITS
$BV_{DSS}$	$V_{GS}=0V, I_D=250\mu A$	650	730		V
$V_{GS(th)}$	$V_{DS}=V_{GS}, I_D=250\mu A$	2	3.0	4	V
$R_{DS(on)}$	$V_{GS}=10V, I_D=10.8A$ (Note 1)		113	130	m $\Omega$
$I_{DSS}$	$V_{DS}=650V, V_{GS}=0V$			1.0	$\mu A$
$I_{GSS}$	$V_{GS}=30V, V_{DS}=0V$			100	nA
$I_{GSSR}$	$V_{GS}=30V, V_{DS}=0V$			100	nA
gfs	$V_{DS}=20V, I_D=21.5A$		23		S
$Q_g$	$V_{DS}=520V, I_D=22A, V_{GS}=10V$		51		nC
$Q_{gs}$	$V_{DS}=520V, I_D=22A, V_{GS}=10V$		11		nC

CDMSJ22029-650

**N-CHANNEL  
SUPER JUNCTION MOSFET  
29 AMP, 650 VOLT**



**ELECTRICAL CHARACTERISTICS - Continued:** ( $T_A=25^{\circ}\text{C}$  unless otherwise noted)

SYMBOL	TEST CONDITIONS	MIN	TYP	MAX	UNITS
$Q_{gd}$	$V_{DS}=520\text{V}$ , $I_D=22\text{A}$ , $V_{GS}=10\text{V}$		20		nC
$C_{iss}$	$V_{DS}=400\text{V}$ , $V_{GS}=0\text{V}$ , $f=250\text{kHz}$		1920		pF
$C_{oss}$	$V_{DS}=400\text{V}$ , $V_{GS}=0\text{V}$ , $f=250\text{kHz}$		61		pF
$C_{rss}$	$V_{DS}=400\text{V}$ , $V_{GS}=0\text{V}$ , $f=250\text{kHz}$		8		pF
$C_{o(er)}$	$V_{DS}=0\text{V}$ to $400\text{V}$ , $V_{GS}=0\text{V}$ , $f=250\text{kHz}$		84		pF
$t_{d(on)}$	$V_{DD}=325\text{V}$ , $I_D=22\text{A}$ , $V_{GS}=10\text{V}$ , $R_G=25\Omega$		62		ns
$t_r$	$V_{DD}=325\text{V}$ , $I_D=22\text{A}$ , $V_{GS}=10\text{V}$ , $R_G=25\Omega$		79		ns
$t_{d(off)}$	$V_{DD}=325\text{V}$ , $I_D=22\text{A}$ , $V_{GS}=10\text{V}$ , $R_G=25\Omega$		201		ns
$t_f$	$V_{DD}=325\text{V}$ , $I_D=22\text{A}$ , $V_{GS}=10\text{V}$ , $R_G=25\Omega$		77		ns
$R_g$	$f=1.0\text{MHz}$		2.2		$\Omega$
$V_{SD}$	$I_S=21.6\text{A}$ , $V_{GS}=0\text{V}$		0.89	1.5	V
$Q_{rr}$	$I_S=21.6\text{A}$ , $di/dt=100\text{A}/\mu\text{s}$		6.6		$\mu\text{C}$
$t_{rr}$	$I_S=21.6\text{A}$ , $di/dt=100\text{A}/\mu\text{s}$		413		ns

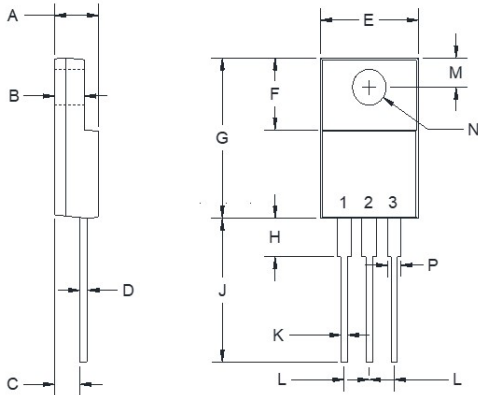
Note 1: Pulse Width  $\leq 300\mu\text{s}$ , Duty Cycle  $\leq 2\%$

CDMSJ22029-650

**N-CHANNEL  
SUPER JUNCTION MOSFET  
29 AMP, 650 VOLT**



**TO-220FP CASE - MECHANICAL OUTLINE**



R5

SYMBOL	DIMENSIONS			
	INCHES		MILLIMETERS	
	MIN	MAX	MIN	MAX
A	0.165	0.202	4.20	5.12
B	0.090	0.130	2.30	3.30
C	0.098	0.122	2.50	3.10
D	-	0.031	-	0.80
E	0.382	0.418	9.70	10.63
F	0.238	0.276	6.06	7.00
G	0.583	0.640	14.80	16.25
H	-	0.177	-	4.50
J	0.503	0.543	12.78	13.80
K	0.020	0.035	0.50	0.90
L	0.100		2.54	
M	0.100	0.140	2.55	3.55
N (DIA)	0.116	0.134	2.95	3.40
P	0.039	0.058	1.00	1.47

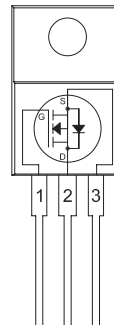
TO-220FP (REV: R5)

**LEAD CODE:**

- 1) Gate
- 2) Drain
- 3) Source

**MARKING CODE: CDMSJ  
29-650**

**PIN CONFIGURATION**



R2 (1-November 2023)

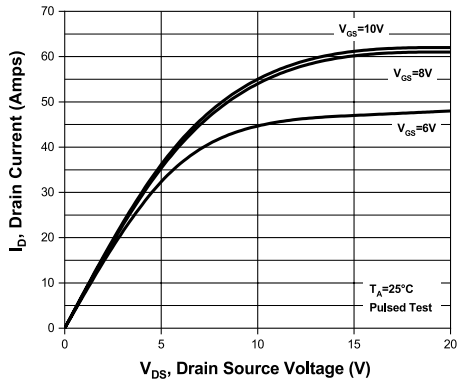
CDMSJ22029-650

N-CHANNEL  
SUPER JUNCTION MOSFET  
29 AMP, 650 VOLT

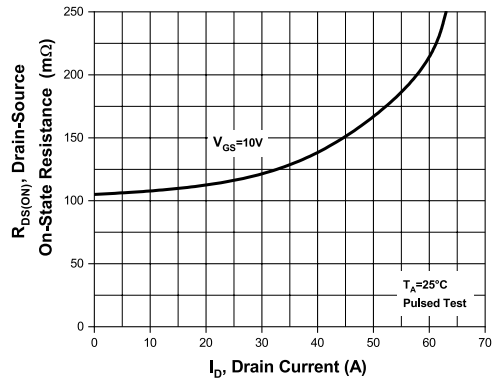


### TYPICAL ELECTRICAL CHARACTERISTICS

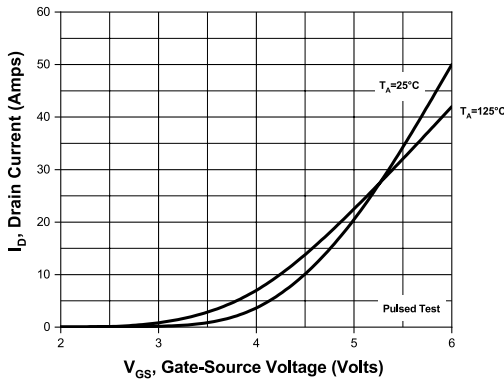
Typical Output Characteristics



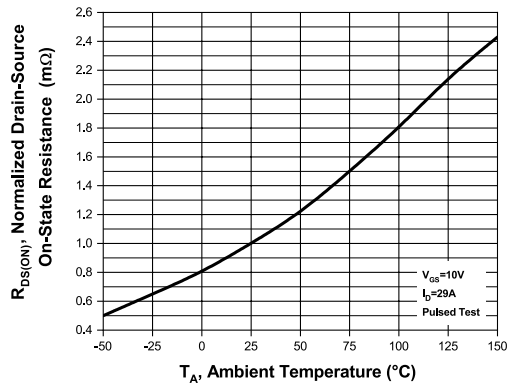
Drain Source On Resistance



Transfer Characteristics



Drain Source Temperature Coefficient

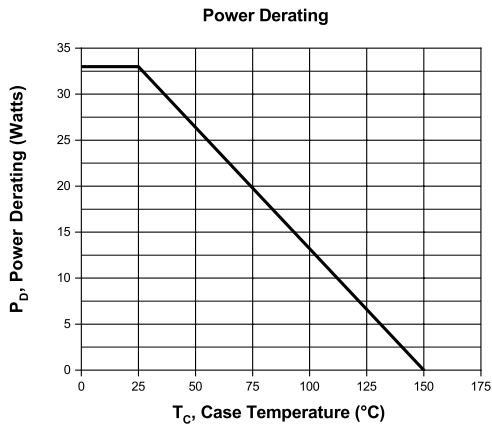
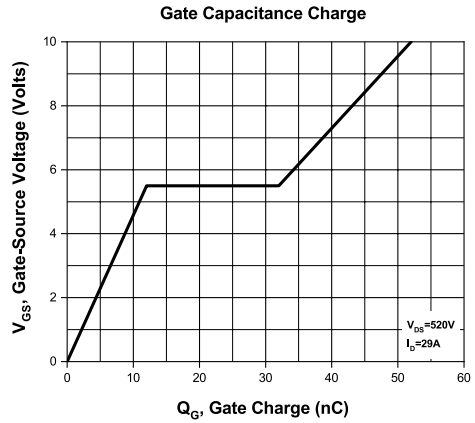
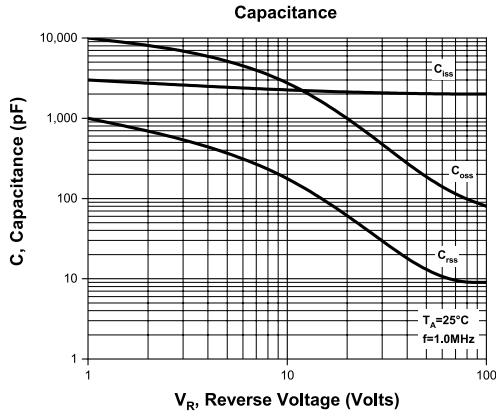


CDMSJ22029-650

N-CHANNEL  
SUPER JUNCTION MOSFET  
29 AMP, 650 VOLT



TYPICAL ELECTRICAL CHARACTERISTICS



## OUTSTANDING SUPPORT AND SUPERIOR SERVICES



---

### PRODUCT SUPPORT

Central's operations team provides the highest level of support to insure product is delivered on-time.

- Supply management (Customer portals)
- Inventory bonding
- Consolidated shipping options
- Custom bar coding for shipments
- Custom product packing

---

### DESIGNER SUPPORT/SERVICES

Central's applications engineering team is ready to discuss your design challenges. Just ask.

- Free quick ship samples (2<sup>nd</sup> day air)
- Online technical data and parametric search
- SPICE models
- Custom electrical curves
- Environmental regulation compliance
- Customer specific screening
- Up-screening capabilities
- Special wafer diffusions
- PbSn plating options
- Package details
- Application notes
- Application and design sample kits
- Custom product and package development

---

### REQUESTING PRODUCT PLATING

1. If requesting Tin/Lead plated devices, add the suffix "TIN/LEAD" to the part number when ordering (example: 2N2222A TIN/LEAD).
2. If requesting Lead (Pb) Free plated devices, add the suffix "PBFREE" to the part number when ordering (example: 2N2222A PBFREE).

---

### CONTACT US

#### Corporate Headquarters & Customer Support Team

Central Semiconductor Corp.  
145 Adams Avenue  
Hauppauge, NY 11788 USA  
Main Tel: (631) 435-1110  
Main Fax: (631) 435-1824  
Support Team Fax: (631) 435-3388  
[www.centrasemi.com](http://www.centrasemi.com)

**Worldwide Field Representatives:**  
[www.centrasemi.com/wwreps](http://www.centrasemi.com/wwreps)

**Worldwide Distributors:**  
[www.centrasemi.com/wwdistributors](http://www.centrasemi.com/wwdistributors)

---

For the latest version of Central Semiconductor's **LIMITATIONS AND DAMAGES DISCLAIMER**, which is part of Central's Standard Terms and Conditions of sale, visit: [www.centrasemi.com/terms](http://www.centrasemi.com/terms)