


CFSH01-30

**SURFACE MOUNT SILICON
SCHOTTKY DIODE**



Top View Bottom View
SOD-882L CASE



www.centrasemi.com

DESCRIPTION:

The CENTRAL SEMICONDUCTOR CFSH01-30 is a high quality Schottky diode designed for applications where ultra small size and low leakage current are prime requirements. Packaged in a SOD-882L package, this component provides performance characteristics suitable for the most demanding size constrained applications.

MARKING CODE: Z

APPLICATIONS:

- DC-DC converters
- Voltage clamping
- Protection circuits
- Battery powered applications including cell phones, digital cameras, pagers, PDAs, laptop computers, etc.

FEATURES:

- Current ($I_O=100\text{mA}$)
- Very low reverse current (30nA TYP @ 10V)
- Low forward voltage drop ($V_F=0.41\text{V}$ TYP @ 10mA)
- Small, ultra low profile 1.0mm x 0.6mm x 0.4mm leadless surface mount package

MAXIMUM RATINGS: ($T_A=25^\circ\text{C}$)

Peak Repetitive Reverse Voltage
Average Forward Current
Peak Forward Surge Current, $t_p=8.3\text{ms}$
Power Dissipation
Operating Junction Temperature
Storage Temperature
Thermal Resistance

SYMBOL

V_{RRM}	30	V
I_O	100	mA
I_{FSM}	500	mA
P_D	100	mW
T_J	-65 to +125	$^\circ\text{C}$
T_{stg}	-65 to +150	$^\circ\text{C}$
θ_{JA}	1000	$^\circ\text{C}/\text{W}$

UNITS

ELECTRICAL CHARACTERISTICS: ($T_A=25^\circ\text{C}$ unless otherwise noted)

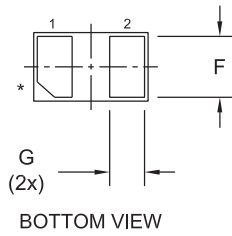
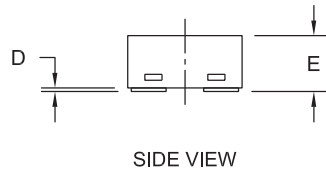
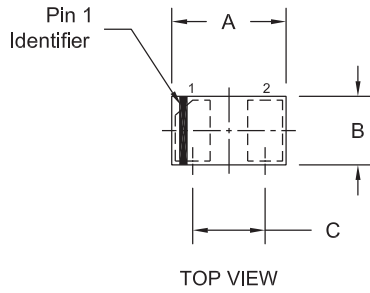
SYMBOL	TEST CONDITIONS	MIN	TYP	MAX	UNITS
I_R	$V_R=10\text{V}$		30	300	nA
BV_R	$I_R=100\mu\text{A}$	30			V
V_F	$I_F=10\text{mA}$		0.41	0.46	V
C_J	$V_R=0, f=1.0\text{MHz}$		7.0		pF

R1 (29-September 2015)

CFSH01-30
SURFACE MOUNT SILICON
SCHOTTKY DIODE



SOD-882L CASE - MECHANICAL OUTLINE



* Pin 1 chamfer may appear on any corner.

SYMBOL	INCHES		MILLIMETERS	
	MIN	MAX	MIN	MAX
A	0.037	0.041	0.95	1.05
B	0.022	0.026	0.55	0.65
C	0.026		0.65	
D	0.000	0.002	0.00	0.05
E	0.012	0.016	0.30	0.40
F	0.018	0.022	0.45	0.55
G	0.008	0.012	0.20	0.30

SOD-882L (REV:R2)

LEAD CODE:

- 1) Cathode
- 2) Anode

MARKING CODE: Z

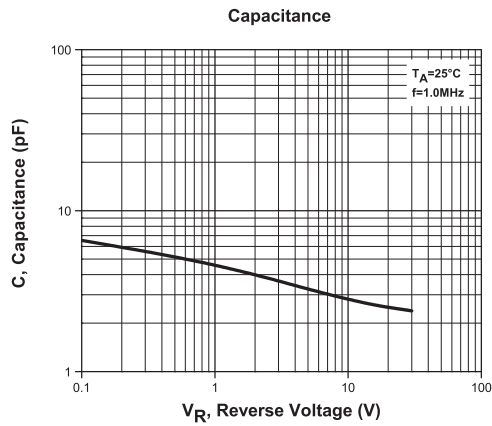
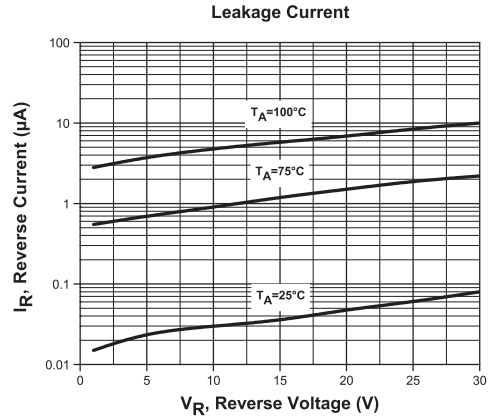
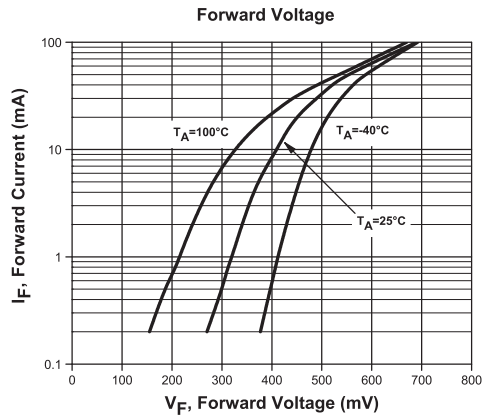
R2

R1 (29-September 2015)

CFSH01-30
SURFACE MOUNT SILICON
SCHOTTKY DIODE



TYPICAL ELECTRICAL CHARACTERISTICS

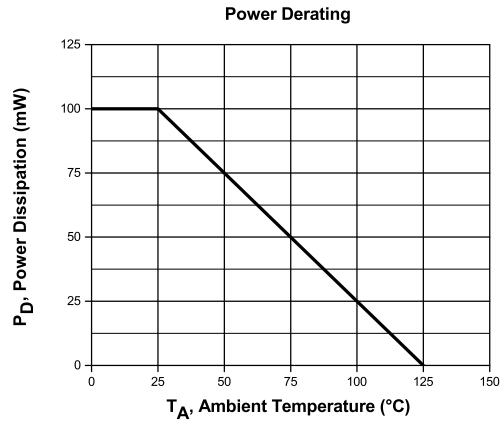
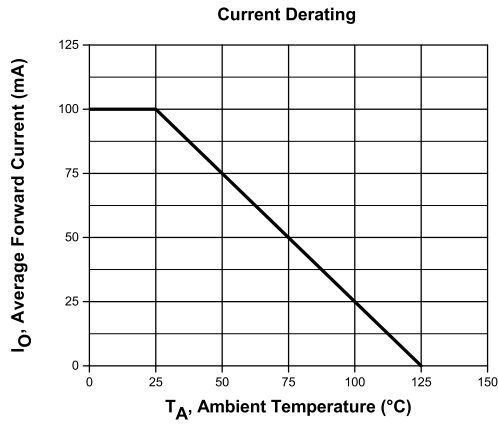


R1 (29-September 2015)

CFSH01-30
SURFACE MOUNT SILICON
SCHOTTKY DIODE



TYPICAL ELECTRICAL CHARACTERISTICS



R1 (29-September 2015)

OUTSTANDING SUPPORT AND SUPERIOR SERVICES



PRODUCT SUPPORT

Central's operations team provides the highest level of support to insure product is delivered on-time.

- Supply management (Customer portals)
- Inventory bonding
- Consolidated shipping options
- Custom bar coding for shipments
- Custom product packing

DESIGNER SUPPORT/SERVICES

Central's applications engineering team is ready to discuss your design challenges. Just ask.

- Free quick ship samples (2nd day air)
- Online technical data and parametric search
- SPICE models
- Custom electrical curves
- Environmental regulation compliance
- Customer specific screening
- Up-screening capabilities
- Special wafer diffusions
- PbSn plating options
- Package details
- Application notes
- Application and design sample kits
- Custom product and package development

REQUESTING PRODUCT PLATING

1. If requesting Tin/Lead plated devices, add the suffix " TIN/LEAD" to the part number when ordering (example: 2N2222A TIN/LEAD).
2. If requesting Lead (Pb) Free plated devices, add the suffix " PBFREE" to the part number when ordering (example: 2N2222A PBFREE).

CONTACT US

Corporate Headquarters & Customer Support Team

Central Semiconductor Corp.
145 Adams Avenue
Hauppauge, NY 11788 USA
Main Tel: (631) 435-1110
Main Fax: (631) 435-1824
Support Team Fax: (631) 435-3388
www.centrasemi.com

Worldwide Field Representatives:
www.centrasemi.com/wwreps

Worldwide Distributors:
www.centrasemi.com/wwdistributors

For the latest version of Central Semiconductor's **LIMITATIONS AND DAMAGES DISCLAIMER**, which is part of Central's Standard Terms and Conditions of sale, visit: www.centrasemi.com/terms