

CMXD2004S
CMXD2004SR

**SURFACE MOUNT
DUAL PAIR, IN-SERIES
HIGH VOLTAGE
SILICON SWITCHING DIODES**

SUPERmini™



SOT-26 CASE



www.centrasemi.com

DESCRIPTION:

The CENTRAL SEMICONDUCTOR CMXD2004S and CMXD2004SR consists of dual, in-series pairs of high voltage silicon switching diodes, manufactured in a SUPERmini™ SOT-26 surface mount package, and designed for high voltage switching applications. This device can be configured as a 1200V switching diode, or as a bridge rectifier. See optional mounting pad configurations on following page.

**MARKING CODES: CMXD2004S: CX04S
CMXD2004SR: C04SR**

MAXIMUM RATINGS: (T_A=25°C)

Continuous Reverse Voltage
Peak Repetitive Reverse Voltage
Average Forward Current
Continuous Forward Current
Peak Repetitive Forward Current
Peak Forward Surge Current, tp=1.0µs
Peak Forward Surge Current, tp=1.0s
Power Dissipation
Operating and Storage Junction Temperature
Thermal Resistance

SYMBOL

V_R
V_{RRM}
I_O
I_F
I_{FRM}
I_{FSM}
I_{FSM}
P_D
T_J, T_{stg}
θ_{JA}

240
300
200
225
625
4.0
1.0
350
-65 to +150
357

UNITS

V
V
mA
mA
mA
A
A
mW
°C
°C/W

ELECTRICAL CHARACTERISTICS PER DIODE: (T_A=25°C unless otherwise noted)

SYMBOL	TEST CONDITIONS	MIN	MAX	UNIT
I _R	V _R =240V		100	nA
I _R	V _R =240V, T _A =150°C		100	µA
BV _R	I _R =100µA	300		V
V _F	I _F =100mA		1.0	V
C _J	V _R =0, f=1.0MHz		5.0	pF
t _{rr}	I _F =I _R =30mA, I _{rr} =3.0mA, R _L =100Ω		50	ns

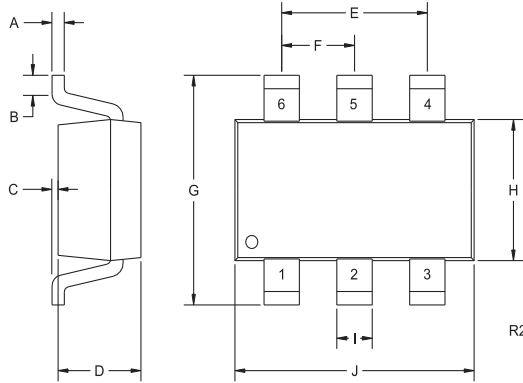
R4 (25-May 2012)

CMXD2004S
CMXD2004SR

SURFACE MOUNT
DUAL PAIR, IN-SERIES
HIGH VOLTAGE
SILICON SWITCHING DIODES



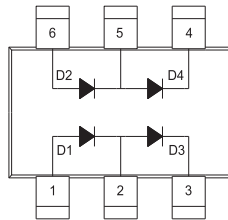
SOT-26 CASE - MECHANICAL OUTLINE



SYMBOL	INCHES		MILLIMETERS	
	MIN	MAX	MIN	MAX
A	0.004	0.007	0.11	0.19
B	0.016	-	0.40	-
C	-	0.004	-	0.10
D	0.039	0.047	1.00	1.20
E	0.074	0.075	1.88	1.92
F	0.037	0.038	0.93	0.97
G	0.102	0.118	2.60	3.00
H	0.059	0.067	1.50	1.70
I	0.016		0.41	
J	0.110	0.118	2.80	3.00

SOT-26 (REV: R2)

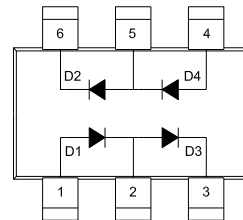
PIN CONFIGURATION



- LEAD CODE:**
- 1) Anode D1
 - 2) Cathode D1, Anode D3
 - 3) Cathode D3
 - 4) Cathode D4
 - 5) Anode D4, Cathode D2
 - 6) Anode D2

CMXD2004S
MARKING CODE: CX04S

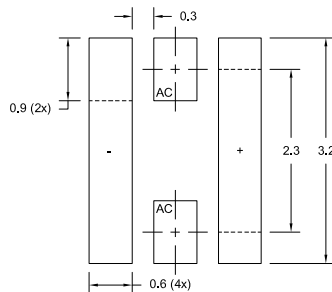
PIN CONFIGURATION



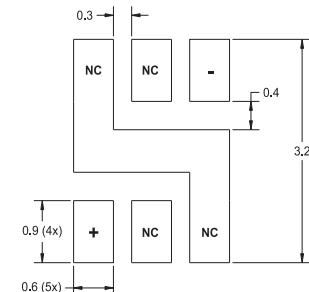
- LEAD CODE:**
- 1) Anode D1
 - 2) Cathode D1, Anode D3
 - 3) Cathode D3
 - 4) Anode D4
 - 5) Cathode D4, Anode D2
 - 6) Cathode D2

CMXD2004SR
MARKING CODE: C04SR

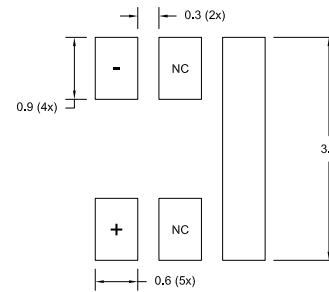
OPTIONAL MOUNTING PADS (Dimensions in mm)



For Bridge Configuration
CMXD2004S



For 1200V Series Configuration
CMXD2004S



For 1200V Series Configuration
CMXD2004SR

R4 (25-May 2012)

OUTSTANDING SUPPORT AND SUPERIOR SERVICES



PRODUCT SUPPORT

Central's operations team provides the highest level of support to insure product is delivered on-time.

- Supply management (Customer portals)
- Inventory bonding
- Consolidated shipping options
- Custom bar coding for shipments
- Custom product packing

DESIGNER SUPPORT/SERVICES

Central's applications engineering team is ready to discuss your design challenges. Just ask.

- Free quick ship samples (2nd day air)
- Online technical data and parametric search
- SPICE models
- Custom electrical curves
- Environmental regulation compliance
- Customer specific screening
- Up-screening capabilities
- Special wafer diffusions
- PbSn plating options
- Package details
- Application notes
- Application and design sample kits
- Custom product and package development

REQUESTING PRODUCT PLATING

1. If requesting Tin/Lead plated devices, add the suffix "TIN/LEAD" to the part number when ordering (example: 2N2222A TIN/LEAD).
2. If requesting Lead (Pb) Free plated devices, add the suffix "PBFREE" to the part number when ordering (example: 2N2222A PBFREE).

CONTACT US

Corporate Headquarters & Customer Support Team

Central Semiconductor Corp.
145 Adams Avenue
Hauppauge, NY 11788 USA
Main Tel: (631) 435-1110
Main Fax: (631) 435-1824
Support Team Fax: (631) 435-3388
www.centrasemi.com

Worldwide Field Representatives:
www.centrasemi.com/wwreps

Worldwide Distributors:
www.centrasemi.com/wwdistributors

For the latest version of Central Semiconductor's **LIMITATIONS AND DAMAGES DISCLAIMER**, which is part of Central's Standard Terms and Conditions of sale, visit: www.centrasemi.com/terms

Product End of Life Notification

PDN ID:	PDN01164
Notification Date:	2/05/21
Last Buy Date:	8/05/21
Last Shipment Date	2/05/22

Summary: The following devices manufactured in the SOT-26 case are discontinued and now classified as End of Life (EOL).

Although Central Semiconductor Corp. makes every effort to continue to produce devices that have been proclaimed EOL (End of Life) by other manufacturers, it is an accepted industry practice to discontinue certain devices when customer demand falls below a minimum level of sustainability. Accordingly, the following product(s) have been transitioned to End of Life status as part of Central's ongoing Product Management Process. Any replacement products are noted below. The effective date for placing last purchase orders will be six (6) months from the date of this notice and twelve (12) months from the notice date for final shipments, and minimum order quantities may apply. The last purchase and shipment dates may be extended if inventory is available.

*** All Plating types (PBFREE, TIN/LEAD) for each item listed are included in this notice.**

Central Part Number	Replacement
CMXDM7002A BK	N/A, Stock Only
CMXDM7002A TR	N/A, Stock Only
CMXD2004S BK	N/A, Stock Only
CMXD2004S TR	N/A, Stock Only
CMXSH2-4LS BK	N/A, Stock Only
CMXSH2-4LS TR	N/A, Stock Only
CMXSTB300 BK	N/A, Stock Only
CMXSTB300 TR	N/A, Stock Only
CMXSTB400 BK	N/A, Stock Only
CMXSTB400 TR	N/A, Stock Only
CMXT2207 BK	N/A, Stock Only
CMXT2207 TR	N/A, Stock Only
CMXT2907A BK	N/A, Stock Only
CMXT2907A TR	N/A, Stock Only

Central would be happy to assist you by providing additional information or technical data to help locate an alternate source if we have no replacement available. Please email your requests to engineering@centralsemi.com.

DISCLAIMER: This End of Life (EOL) notification is in accordance with JEDEC standard JESD48 - Product Discontinuance. Central Semiconductor Corp. will make every effort to offer life-time buy (LTB) opportunities and/or offer replacement devices to existing customers for discontinued devices, however, one or both may not be possible for all devices. Please contact your local Central Semiconductor sales representative for LTB opportunities/additional information.