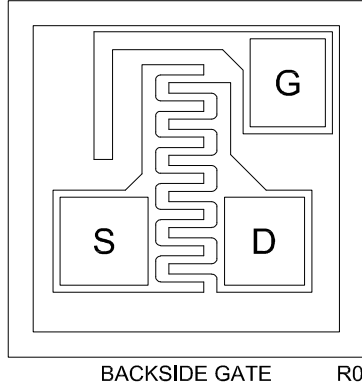


The CP232V-CMPF5485 is a silicon N-Channel JFET designed for VHF amplifier and mixer applications.



**MECHANICAL SPECIFICATIONS:**

Die Size	14 x 14 MILS
Die Thickness	7.1 MILS
Source Bonding Pad Size	3.46 x 3.46 MILS
Drain Bonding Pad Size	3.15 x 3.46 MILS
Gate Bonding Pad Size	2.95 x 3.46 MILS
Top Side Metalization	Al-Si – 17,000Å
Back Side Metalization	Au-As – 12,000Å
Scribe Alley Width	1.97 MILS
Wafer Diameter	5 INCHES
Gross Die Per Wafer	80,859

**MAXIMUM RATINGS:** ( $T_A=25^\circ\text{C}$ )

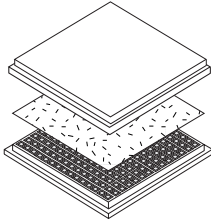
	SYMBOL		UNITS
Gate-Drain Voltage	$V_{GD}$	25	V
Gate-Source Voltage	$V_{GS}$	25	V
Drain Current	$I_D$	30	mA
Gate Current	$I_G$	10	mA
Operating and Storage Junction Temperature	$T_J, T_{stg}$	-65 to +150	$^\circ\text{C}$

**ELECTRICAL CHARACTERISTICS:** ( $T_A=25^\circ\text{C}$  unless otherwise noted)

SYMBOL	TEST CONDITIONS	MIN	MAX	UNITS
$I_{GSS}$	$V_{GS}=20\text{V}$		1.0	nA
$I_{DSS}$	$V_{DS}=15\text{V}$	4.0	10	mA
$BV_{GSS}$	$I_G=1.0\mu\text{A}$	25		V
$V_{GS(off)}$	$V_{DS}=15\text{V}, I_D=10\text{nA}$	0.5	4.0	V
gFS	$V_{DS}=15\text{V}, V_{GS}=0, f=1.0\text{KHz}$	3.5	7.0	mS
$Y_{os}$	$V_{DS}=15\text{V}, V_{GS}=0, f=1.0\text{KHz}$		60	$\mu\text{S}$
$C_{iss}$	$V_{DS}=15\text{V}, V_{GS}=0, f=1.0\text{MHz}$		5.0	pF
$C_{oss}$	$V_{DS}=15\text{V}, V_{GS}=0, f=1.0\text{MHz}$		2.0	pF
$C_{rss}$	$V_{DS}=15\text{V}, V_{GS}=0, f=1.0\text{MHz}$		1.0	pF
$R_{e(yis)}$	$V_{DS}=15\text{V}, V_{GS}=0, f=400\text{MHz}$		1.0	mS
$R_{e(yos)}$	$V_{DS}=15\text{V}, V_{GS}=0, f=400\text{MHz}$		100	$\mu\text{S}$
$R_{e(yfs)}$	$V_{DS}=15\text{V}, V_{GS}=0, f=400\text{MHz}$	3.0		mS
NF	$V_{DS}=15\text{V}, V_{GS}=0, R_G=1\text{M}\Omega, f=1.0\text{KHz}$		2.5	dB
NF	$V_{DS}=15\text{V}, I_D=4.0\text{mA}, R_G=1\text{K}\Omega, f=100\text{MHz}$		2.0	dB
NF	$V_{DS}=15\text{V}, I_D=4.0\text{mA}, R_G=1\text{K}\Omega, f=400\text{MHz}$		4.0	dB
GPS	$V_{DS}=15\text{V}, I_D=4.0\text{mA}, f=100\text{MHz}$	18	30	dB
GPS	$V_{DS}=15\text{V}, I_D=4.0\text{mA}, f=400\text{MHz}$	10	20	dB

## BARE DIE PACKING OPTIONS

---

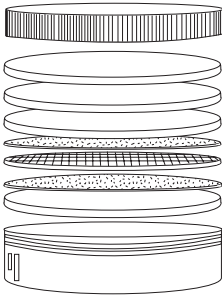


### BARE DIE IN TRAY (WAFFLE) PACK

**CT:** Singulated die in tray (waffle) pack.  
(example: CP211-PART NUMBER-CT)

**CM:** Singulated die in tray (waffle) pack 100% visually inspected as per MIL-STD-750, (method 2072 transistors, method 2073 diodes).  
(example: CP211-PART NUMBER-CM)

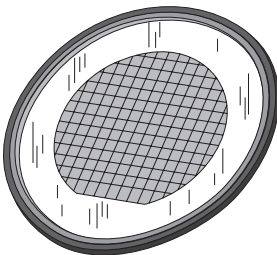
---



### UNSAWN WAFER

**WN:** Full wafer, unsawn, 100% tested with reject die inked.  
(example: CP211-PART NUMBER-WN)

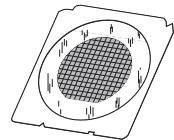
---



### SAWN WAFER ON PLASTIC RING

**WR:** Full wafer, sawn and mounted on plastic ring,  
100% tested with reject die inked.  
(example: CP211-PART NUMBER-WR)

Please note: Sawn Wafer on Metal Frame (WS) is possible as a special order. Please contact your Central Sales Representative at 631-435-1110.



Visit the Central website for a complete listing of specifications:  
[www.centrasemi.com/bdspecs](http://www.centrasemi.com/bdspecs)

## OUTSTANDING SUPPORT AND SUPERIOR SERVICES



---

### PRODUCT SUPPORT

Central's operations team provides the highest level of support to insure product is delivered on-time.

- Supply management (Customer portals)
- Inventory bonding
- Consolidated shipping options
- Custom bar coding for shipments
- Custom product packing

---

### DESIGNER SUPPORT/SERVICES

Central's applications engineering team is ready to discuss your design challenges. Just ask.

- Free quick ship samples (2<sup>nd</sup> day air)
- Online technical data and parametric search
- SPICE models
- Custom electrical curves
- Environmental regulation compliance
- Customer specific screening
- Up-screening capabilities
- Special wafer diffusions
- PbSn plating options
- Package details
- Application notes
- Application and design sample kits
- Custom product and package development

---

### REQUESTING PRODUCT PLATING

1. If requesting Tin/Lead plated devices, add the suffix "TIN/LEAD" to the part number when ordering (example: 2N2222A TIN/LEAD).
2. If requesting Lead (Pb) Free plated devices, add the suffix "PBFREE" to the part number when ordering (example: 2N2222A PBFREE).

---

### CONTACT US

#### Corporate Headquarters & Customer Support Team

Central Semiconductor Corp.  
145 Adams Avenue  
Hauppauge, NY 11788 USA  
Main Tel: (631) 435-1110  
Main Fax: (631) 435-1824  
Support Team Fax: (631) 435-3388  
[www.centrasemi.com](http://www.centrasemi.com)

**Worldwide Field Representatives:**  
[www.centrasemi.com/wwreps](http://www.centrasemi.com/wwreps)

**Worldwide Distributors:**  
[www.centrasemi.com/wwdistributors](http://www.centrasemi.com/wwdistributors)

---

For the latest version of Central Semiconductor's **LIMITATIONS AND DAMAGES DISCLAIMER**, which is part of Central's Standard Terms and Conditions of sale, visit: [www.centrasemi.com/terms](http://www.centrasemi.com/terms)