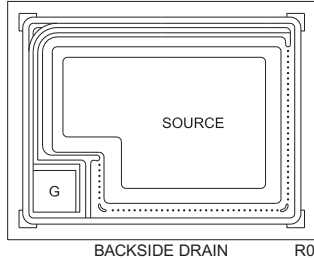


# CP357X-CMLDM3737

## N-Channel MOSFET Die

### Enhancement-Mode

The CP357X-CMLDM3737 is a silicon N-Channel MOSFET designed for high speed pulsed amplifier and driver applications.



#### MECHANICAL SPECIFICATIONS:

Die Size	22 x 17 MILS
Die Thickness	5.5 MILS
Gate Bonding Pad Size	3.5 x 3.5 MILS
Source Bonding Pad Size	14.5 x 19.4 MILS
Top Side Metalization	Al-Si – 35,000Å
Back Side Metalization	Au – 9,000Å
Scribe Alley Width	1.97 MILS
Wafer Diameter	6 INCHES
Gross Die Per Wafer	63,845

#### MAXIMUM RATINGS: ( $T_A=25^\circ\text{C}$ )

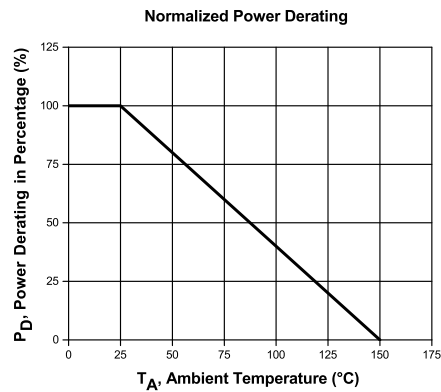
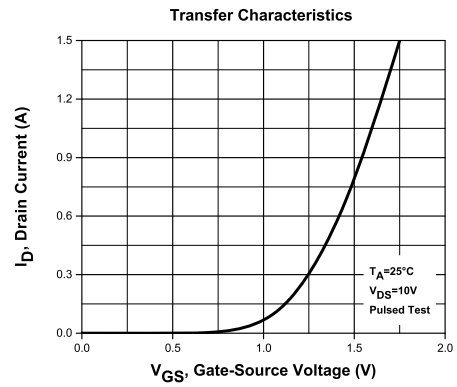
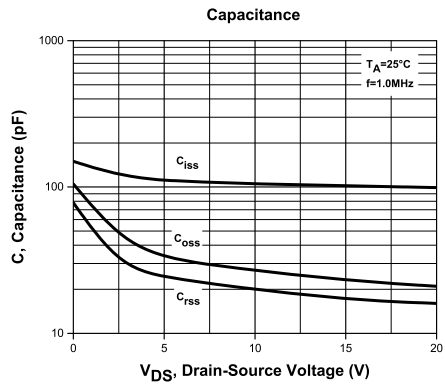
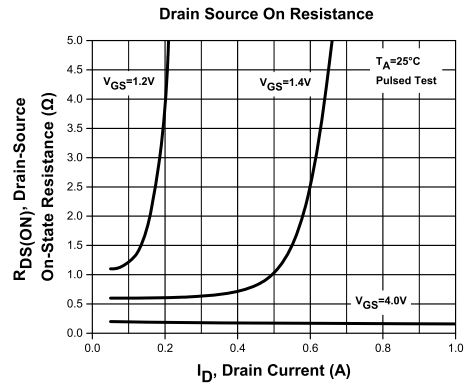
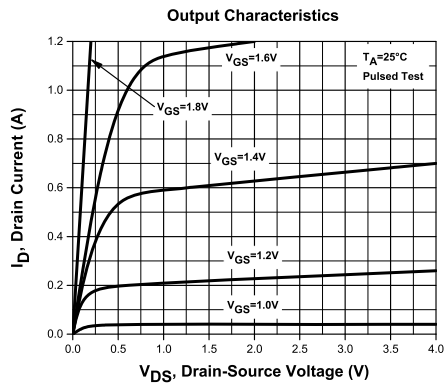
	SYMBOL		UNITS
Drain-Source Voltage	$V_{DS}$	20	V
Gate-Source Voltage	$V_{GS}$	8.0	V
Continuous Drain Current (Steady State)	$I_D$	540	mA
Maximum Pulsed Drain Current ( $t_p=10\mu\text{s}$ )	$I_{DM}$	1.5	A
Operating and Storage Junction Temperature	$T_J, T_{stg}$	-65 to +150	$^\circ\text{C}$

#### ELECTRICAL CHARACTERISTICS: ( $T_A=25^\circ\text{C}$ )

SYMBOL	TEST CONDITIONS	MIN	TYP	MAX	UNITS
$I_{GSSF}, I_{GSSR}$	$V_{GS}=4.5\text{V}, V_{DS}=0$			5.0	$\mu\text{A}$
$I_{DSS}$	$V_{DS}=16\text{V}, V_{GS}=0$			1.0	$\mu\text{A}$
$BV_{DSS}$	$V_{GS}=0, I_D=250\mu\text{A}$	20			V
$V_{GS(th)}$	$V_{DS}=V_{GS}, I_D=250\mu\text{A}$	0.45		1.0	V
$V_{SD}$	$V_{GS}=0, I_S=350\text{mA}$			1.2	V
$r_{DS(ON)}$	$V_{GS}=4.5\text{V}, I_D=540\text{mA}$			0.55	$\Omega$
$r_{DS(ON)}$	$V_{GS}=2.5\text{V}, I_D=500\text{mA}$			0.7	$\Omega$
$r_{DS(ON)}$	$V_{GS}=1.8\text{V}, I_D=350\text{mA}$			0.9	$\Omega$
$C_{rss}$	$V_{DS}=16\text{V}, V_{GS}=0, f=1.0\text{MHz}$			20	pF
$C_{iss}$	$V_{DS}=16\text{V}, V_{GS}=0, f=1.0\text{MHz}$			150	pF
$C_{oss}$	$V_{DS}=16\text{V}, V_{GS}=0, f=1.0\text{MHz}$			25	pF
$Q_{g(tot)}$	$V_{DS}=10\text{V}, V_{GS}=4.5\text{V}, I_D=500\text{mA}$		1.58		nC
$Q_{gs}$	$V_{DS}=10\text{V}, V_{GS}=4.5\text{V}, I_D=500\text{mA}$		0.17		nC
$Q_{gd}$	$V_{DS}=10\text{V}, V_{GS}=4.5\text{V}, I_D=500\text{mA}$		0.24		nC
$t_{on}$	$[V_{DD}=10\text{V}, V_{GS}=4.5\text{V},$		10		ns
$t_{off}$	$I_D=540\text{mA}, R_G=10\Omega]$		25		ns

# CP357X-CMLDM3737

## Typical Electrical Characteristics



## BARE DIE PACKING OPTIONS

---



### BARE DIE IN TRAY (WAFFLE) PACK

**CT:** Singulated die in tray (waffle) pack.  
(example: CP211-PART NUMBER-CT)

**CM:** Singulated die in tray (waffle) pack 100% visually inspected as per MIL-STD-750, (method 2072 transistors, method 2073 diodes).  
(example: CP211-PART NUMBER-CM)

---



### UNSAWN WAFER

**WN:** Full wafer, unsawn, 100% tested with reject die inked.  
(example: CP211-PART NUMBER-WN)

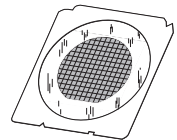
---



### SAWN WAFER ON PLASTIC RING

**WR:** Full wafer, sawn and mounted on plastic ring,  
100% tested with reject die inked.  
(example: CP211-PART NUMBER-WR)

Please note: Sawn Wafer on Metal Frame (WS) is possible as a special order. Please contact your Central Sales Representative at 631-435-1110.



Visit the Central website for a complete listing of specifications:  
[www.centrasemi.com/bdspecs](http://www.centrasemi.com/bdspecs)

## OUTSTANDING SUPPORT AND SUPERIOR SERVICES



---

### PRODUCT SUPPORT

Central's operations team provides the highest level of support to insure product is delivered on-time.

- Supply management (Customer portals)
- Inventory bonding
- Consolidated shipping options
- Custom bar coding for shipments
- Custom product packing

---

### DESIGNER SUPPORT/SERVICES

Central's applications engineering team is ready to discuss your design challenges. Just ask.

- Free quick ship samples (2<sup>nd</sup> day air)
- Online technical data and parametric search
- SPICE models
- Custom electrical curves
- Environmental regulation compliance
- Customer specific screening
- Up-screening capabilities
- Special wafer diffusions
- PbSn plating options
- Package details
- Application notes
- Application and design sample kits
- Custom product and package development

---

### REQUESTING PRODUCT PLATING

1. If requesting Tin/Lead plated devices, add the suffix "TIN/LEAD" to the part number when ordering (example: 2N2222A TIN/LEAD).
2. If requesting Lead (Pb) Free plated devices, add the suffix "PBFREE" to the part number when ordering (example: 2N2222A PBFREE).

---

### CONTACT US

#### Corporate Headquarters & Customer Support Team

Central Semiconductor Corp.  
145 Adams Avenue  
Hauppauge, NY 11788 USA  
Main Tel: (631) 435-1110  
Main Fax: (631) 435-1824  
Support Team Fax: (631) 435-3388  
[www.centrasemi.com](http://www.centrasemi.com)

**Worldwide Field Representatives:**  
[www.centrasemi.com/wwreps](http://www.centrasemi.com/wwreps)

**Worldwide Distributors:**  
[www.centrasemi.com/wwdistributors](http://www.centrasemi.com/wwdistributors)

---

For the latest version of Central Semiconductor's **LIMITATIONS AND DAMAGES DISCLAIMER**, which is part of Central's Standard Terms and Conditions of sale, visit: [www.centrasemi.com/terms](http://www.centrasemi.com/terms)