

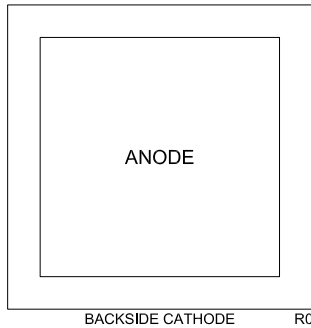
The CPC06-SIC10-1200 Silicon Carbide Schottky die is optimized for high temperature applications. Parametrically, the device is energy efficient as a result of low total conduction losses and minimal changes to switching characteristics as a function of temperature.

FEATURES:

- Positive temperature coefficient
- Low reverse leakage current
- Temperature independent switching characteristics
- High operating junction temperature
- Metalization suitable for standard die attach technologies
- Top metalization optimized for wire bonding

APPLICATIONS:

- Power inverters
- Industrial motor drives
- Switch-mode power supplies
- Power factor correction
- Over-current protection



MECHANICAL SPECIFICATIONS:

Die Size	86.6 x 86.6 MILS
Die Thickness	5.9 MILS
Anode Bonding Pad Size	68.1 x 68.1 MILS
Top Side Metalization	Al – 50,000Å
Back Side Metalization	Ti/Ni/Ag – 1,000Å/2,000Å/10,000Å
Scribe Alley Width	3.15 MILS
Wafer Diameter	6 INCHES
Gross Die Per Wafer	2,939

MAXIMUM RATINGS: (T_A=25°C)

	SYMBOL		UNITS
Peak Repetitive Reverse Voltage	V _{RRM}	1200	V
DC Blocking Voltage	V _R	1200	V
Continuous Forward Current	I _F	10	A
Peak Forward Surge Current (tp=10ms)	I _{FSM}	120	A
Operating and Storage Junction Temperature*	T _J , T _{stg}	-55 to +175	°C

*Maximum junction temperature was determined via a TO-247 package type. Theoretically, SiC die can operate at junction temperatures greater than 600°C.

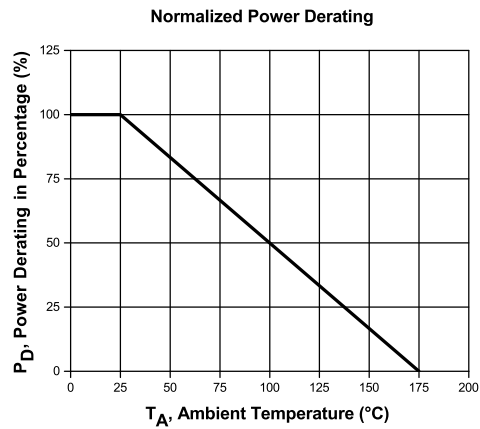
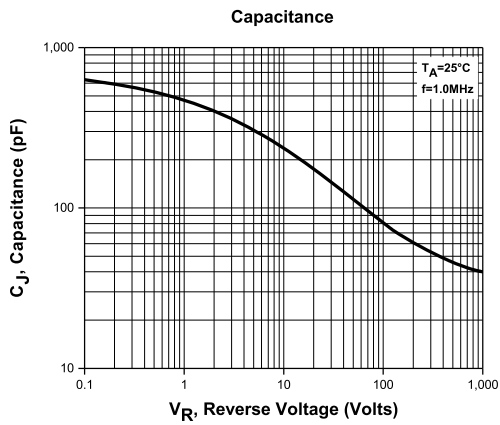
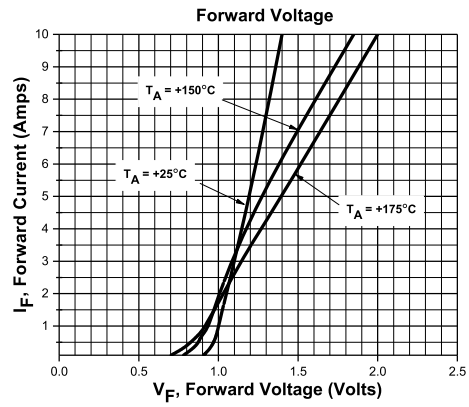
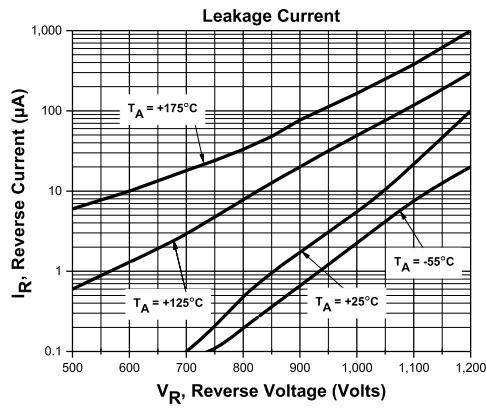
ELECTRICAL CHARACTERISTICS: (T_J=25°C unless otherwise noted)

SYMBOL	TEST CONDITIONS	TYP	MAX	UNIT
I _R	V _R =1200V	100	640	µA
I _R	V _R =1200V, T _J =175°C	1.0		mA
V _F	I _F =10A	1.4	1.6	V
V _F	I _F =10A, T _J =150°C	1.85	2.3	V
V _F	I _F =10A, T _J =175°C	2.0	2.6	V
Q _C	V _R =800V	51		nC
C _J	V _R =1.0V, f=1.0MHz	510		pF
C _J	V _R =400V, f=1.0MHz	48		pF
C _J	V _R =800V, f=1.0MHz	41		pF

R2 (22-July 2020)

CPC06-SIC10-1200

Typical Electrical Characteristics



R2 (22-July 2020)

BARE DIE PACKING OPTIONS



BARE DIE IN TRAY (WAFFLE) PACK

CT: Singulated die in tray (waffle) pack.
(example: CP211-PART NUMBER-CT)

CM: Singulated die in tray (waffle) pack 100% visually inspected as per MIL-STD-750, (method 2072 transistors, method 2073 diodes).
(example: CP211-PART NUMBER-CM)



UNSAWN WAFER

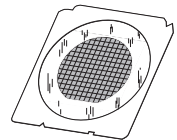
WN: Full wafer, unsawn, 100% tested with reject die inked.
(example: CP211-PART NUMBER-WN)



SAWN WAFER ON PLASTIC RING

WR: Full wafer, sawn and mounted on plastic ring,
100% tested with reject die inked.
(example: CP211-PART NUMBER-WR)

Please note: Sawn Wafer on Metal Frame (WS) is possible as a special order. Please contact your Central Sales Representative at 631-435-1110.



Visit the Central website for a complete listing of specifications:
www.centrasemi.com/bdspecs

OUTSTANDING SUPPORT AND SUPERIOR SERVICES



PRODUCT SUPPORT

Central's operations team provides the highest level of support to insure product is delivered on-time.

- Supply management (Customer portals)
- Inventory bonding
- Consolidated shipping options
- Custom bar coding for shipments
- Custom product packing

DESIGNER SUPPORT/SERVICES

Central's applications engineering team is ready to discuss your design challenges. Just ask.

- Free quick ship samples (2nd day air)
- Online technical data and parametric search
- SPICE models
- Custom electrical curves
- Environmental regulation compliance
- Customer specific screening
- Up-screening capabilities
- Special wafer diffusions
- PbSn plating options
- Package details
- Application notes
- Application and design sample kits
- Custom product and package development

REQUESTING PRODUCT PLATING

1. If requesting Tin/Lead plated devices, add the suffix "TIN/LEAD" to the part number when ordering (example: 2N2222A TIN/LEAD).
2. If requesting Lead (Pb) Free plated devices, add the suffix "PBFREE" to the part number when ordering (example: 2N2222A PBFREE).

CONTACT US

Corporate Headquarters & Customer Support Team

Central Semiconductor Corp.
145 Adams Avenue
Hauppauge, NY 11788 USA
Main Tel: (631) 435-1110
Main Fax: (631) 435-1824
Support Team Fax: (631) 435-3388
www.centrasemi.com

Worldwide Field Representatives:
www.centrasemi.com/wwreps

Worldwide Distributors:
www.centrasemi.com/wwdistributors

For the latest version of Central Semiconductor's **LIMITATIONS AND DAMAGES DISCLAIMER**, which is part of Central's Standard Terms and Conditions of sale, visit: www.centrasemi.com/terms