


**MPSA26
MPSA27**

**SILICON
NPN DARLINGTON TRANSISTORS**



www.centrasemi.com

DESCRIPTION:

The CENTRAL SEMICONDUCTOR MPSA26 and MPSA27 are silicon NPN Darlington transistors manufactured by the epitaxial planar process and designed for applications requiring extremely high gain.

MARKING: FULL PART NUMBER

MAXIMUM RATINGS: ($T_A=25^\circ\text{C}$)

Collector-Base Voltage
Collector-Emitter Voltage
Emitter-Base Voltage
Continuous Collector Current
Power Dissipation
Operating and Storage Junction Temperature
Thermal Resistance

SYMBOL	MPSA26	MPSA27	UNITS
V_{CBO}	50	60	V
V_{CES}	50	60	V
V_{EBO}		10	V
I_C		500	mA
P_D		625	mW
T_J, T_{stg}	-65 to +150		$^\circ\text{C}$
θ_{JA}	200		$^\circ\text{C/W}$

ELECTRICAL CHARACTERISTICS: ($T_A=25^\circ\text{C}$)

SYMBOL	TEST CONDITIONS	MPSA26		MPSA27		UNITS
		MIN	MAX	MIN	MAX	
I_{CBO}	$V_{CB}=40\text{V}$	-	100	-	-	nA
I_{CBO}	$V_{CB}=50\text{V}$	-	-	-	100	nA
I_{CES}	$V_{CE}=40\text{V}$	-	500	-	-	nA
I_{CES}	$V_{CE}=50\text{V}$	-	-	-	500	nA
I_{EBO}	$V_{EB}=10\text{V}$	-	100	-	100	nA
BV_{CBO}	$I_C=100\mu\text{A}$	50	-	60	-	V
BV_{CES}	$I_C=100\mu\text{A}$	50	-	60	-	V
$V_{CE(SAT)}$	$I_C=100\text{mA}, I_B=100\mu\text{A}$	-	1.5	-	1.5	V
$V_{BE(ON)}$	$V_{CE}=5.0\text{V}, I_C=100\text{mA}$	-	2.0	-	2.0	V
h_{FE}	$V_{CE}=5.0\text{V}, I_C=10\text{mA}$	10,000	-	10,000	-	
h_{FE}	$V_{CE}=5.0\text{V}, I_C=100\text{mA}$	10,000	-	10,000	-	
f_T	$V_{CE}=5.0\text{V}, I_C=10\text{mA}, f=100\text{MHz}$	125	-	125	-	MHz

MPSA26
MPSA27

SILICON
NPN DARLINGTON TRANSISTORS



TO-92 CASE - MECHANICAL OUTLINE



R1

SYMBOL	INCHES		MILLIMETERS	
	MIN	MAX	MIN	MAX
A (DIA)	0.175	0.205	4.45	5.21
B	0.170	0.210	4.32	5.33
C	0.500	-	12.70	-
D	0.016	0.022	0.41	0.56
E	0.100		2.54	
F	0.050		1.27	
G	0.125	0.165	3.18	4.19
H	0.080	0.105	2.03	2.67
I	0.015		0.38	

TO-92 (REV: R1)

LEAD CODE:

- 1) Emitter
- 2) Base
- 3) Collector

MARKING:

FULL PART NUMBER

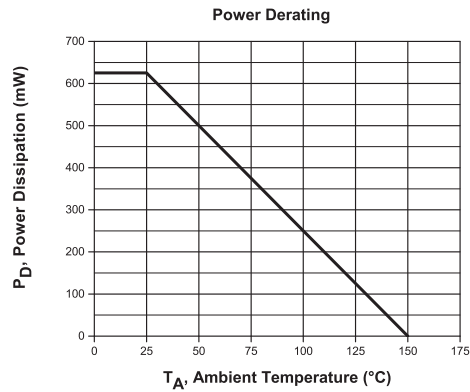
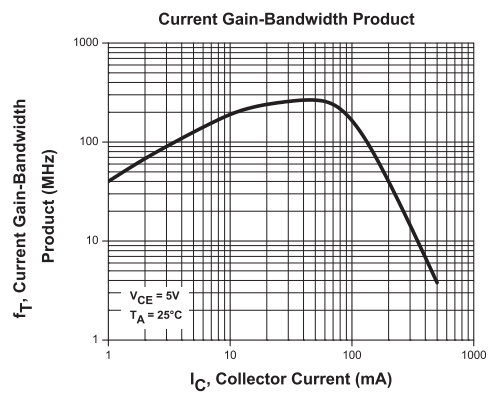
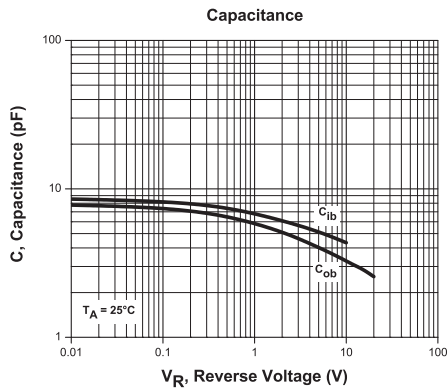
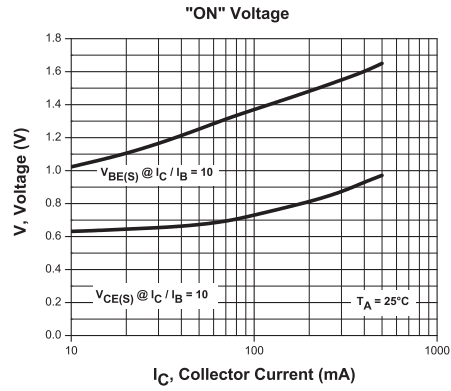
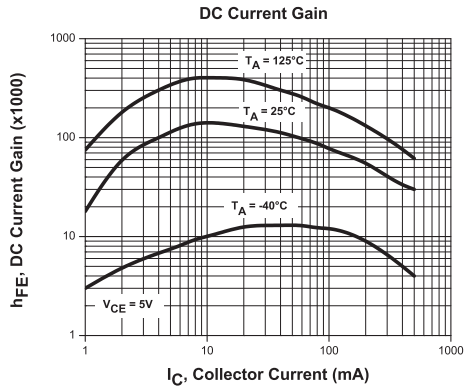
R0 (18-March 2014)

MPSA26
MPSA27

SILICON
NPN DARLINGTON TRANSISTORS



TYPICAL ELECTRICAL CHARACTERISTICS



R0 (18-March 2014)

OUTSTANDING SUPPORT AND SUPERIOR SERVICES



PRODUCT SUPPORT

Central's operations team provides the highest level of support to insure product is delivered on-time.

- Supply management (Customer portals)
- Inventory bonding
- Consolidated shipping options
- Custom bar coding for shipments
- Custom product packing

DESIGNER SUPPORT/SERVICES

Central's applications engineering team is ready to discuss your design challenges. Just ask.

- Free quick ship samples (2nd day air)
- Online technical data and parametric search
- SPICE models
- Custom electrical curves
- Environmental regulation compliance
- Customer specific screening
- Up-screening capabilities
- Special wafer diffusions
- PbSn plating options
- Package details
- Application notes
- Application and design sample kits
- Custom product and package development

REQUESTING PRODUCT PLATING

1. If requesting Tin/Lead plated devices, add the suffix " TIN/LEAD" to the part number when ordering (example: 2N2222A TIN/LEAD).
2. If requesting Lead (Pb) Free plated devices, add the suffix " PBFREE" to the part number when ordering (example: 2N2222A PBFREE).

CONTACT US

Corporate Headquarters & Customer Support Team

Central Semiconductor Corp.
145 Adams Avenue
Hauppauge, NY 11788 USA
Main Tel: (631) 435-1110
Main Fax: (631) 435-1824
Support Team Fax: (631) 435-3388
www.centrasemi.com

Worldwide Field Representatives:
www.centrasemi.com/wwreps

Worldwide Distributors:
www.centrasemi.com/wwdistributors

For the latest version of Central Semiconductor's **LIMITATIONS AND DAMAGES DISCLAIMER**, which is part of Central's Standard Terms and Conditions of sale, visit: www.centrasemi.com/terms