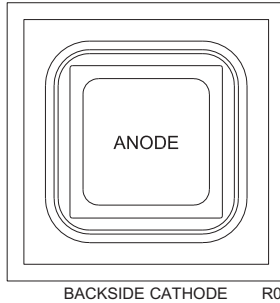


The CPZ28X silicon Zener diode series is ideal for all types of commercial, industrial, entertainment, and computer applications. The Zener voltage tolerance is $\pm 5\%$. See packing options for ordering information.



MECHANICAL SPECIFICATIONS:

Die Size	13 x 13 MILS
Die Thickness	5.5 MILS
Anode Bonding Pad Size	7.0 x 7.0 MILS
Top Side Metalization	Ti/Al – 13,000Å
Back Side Metalization	Au-As – 9,000Å
Scribe Alley Width	1.97 MILS
Wafer Diameter	5 INCHES
Gross Die Per Wafer	101,184

MAXIMUM RATINGS:

Operating and Storage Junction Temperature

SYMBOL

T_J, T_{stg}

-65 to +150

UNITS

$^{\circ}\text{C}$

ELECTRICAL CHARACTERISTICS: ($T_A=25^{\circ}\text{C}$) $V_F=1.1\text{V MAX @ } I_F=200\text{mA}$ (for all types)

TYPE	ZENER VOLTAGE $V_Z @ I_{ZT}$			TEST CURRENT	MAXIMUM ZENER IMPEDANCE			MAXIMUM REVERSE CURRENT		MAXIMUM TEMPERATURE COEFFICIENT
	MIN	NOM	MAX	I_{ZT}	$Z_{ZT} @ I_{ZT}$	$Z_{ZK} @ I_{ZK}$	$I_R @ V_R$	V_R	$\ominus V_Z$	
	V	V	V	mA	Ω	Ω	μA	V	$\%/^{\circ}\text{C}$	
1N5221B	2.280	2.4	2.520	20	30	1200	0.25	100	1.0	-0.085
1N5222B	2.375	2.5	2.625	20	30	1250	0.25	100	1.0	-0.085
1N5223B	2.565	2.7	2.835	20	30	1300	0.25	75	1.0	-0.080
1N5224B	2.660	2.8	2.940	20	30	1400	0.25	75	1.0	-0.080
1N5225B	2.850	3.0	3.150	20	29	1600	0.25	50	1.0	-0.075
1N5226B	3.135	3.3	3.465	20	28	1600	0.25	25	1.0	-0.070
1N5227B	3.420	3.6	3.780	20	24	1700	0.25	15	1.0	-0.065
1N5228B	3.705	3.9	4.095	20	23	1900	0.25	10	1.0	-0.060
1N5229B	4.085	4.3	4.515	20	22	2000	0.25	5.0	1.0	± 0.055
1N5230B	4.465	4.7	4.935	20	19	1900	0.25	5.0	2.0	± 0.030
1N5231B	4.845	5.1	5.355	20	17	1600	0.25	5.0	2.0	± 0.030
1N5232B	5.320	5.6	5.880	20	11	1600	0.25	5.0	3.0	+0.038
1N5233B	5.700	6.0	6.300	20	7.0	1600	0.25	5.0	3.5	+0.038
1N5234B	5.890	6.2	6.510	20	7.0	1000	0.25	5.0	4.0	+0.045
1N5235B	6.460	6.8	7.140	20	5.0	750	0.25	3.0	5.0	+0.050
1N5236B	7.125	7.5	7.875	20	6.0	500	0.25	3.0	6.0	+0.058
1N5237B	7.790	8.2	8.610	20	8.0	500	0.25	3.0	6.5	+0.062
1N5238B	8.265	8.7	9.135	20	8.0	600	0.25	3.0	6.5	+0.065
1N5239B	8.645	9.1	9.555	20	10	600	0.25	3.0	7.0	+0.068
1N5240B	9.500	10	10.50	20	17	600	0.25	3.0	8.0	+0.075
1N5241B	10.45	11	11.55	20	22	600	0.25	2.0	8.4	+0.076
1N5242B	11.40	12	12.60	20	30	600	0.25	1.0	9.1	+0.077
1N5243B	12.35	13	13.65	9.5	13	600	0.25	0.5	9.9	+0.079
1N5244B	13.30	14	14.70	9.0	15	600	0.25	0.1	10	+0.082
1N5245B	14.25	15	15.75	8.5	16	600	0.25	0.1	11	+0.082
1N5246B	15.20	16	16.80	7.8	17	600	0.25	0.1	12	+0.083

R0 (23-March 2015)

CPZ28X

Zener Diode Die

0.5W, 2.4 THRU 75 VOLT

ELECTRICAL CHARACTERISTICS - Continued: ($T_A=25^\circ\text{C}$) $V_F=1.1\text{V MAX @ } I_F=200\text{mA}$ (for all types)

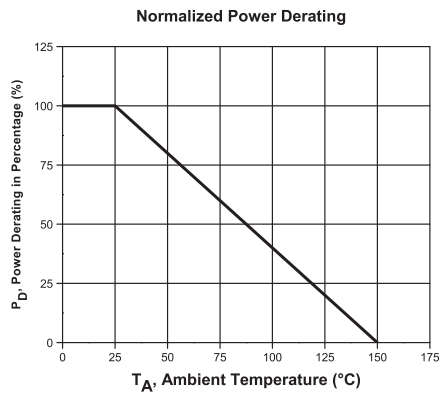
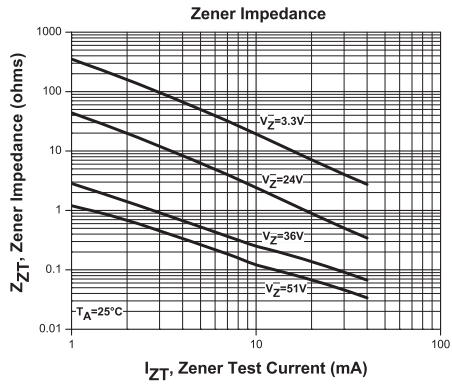
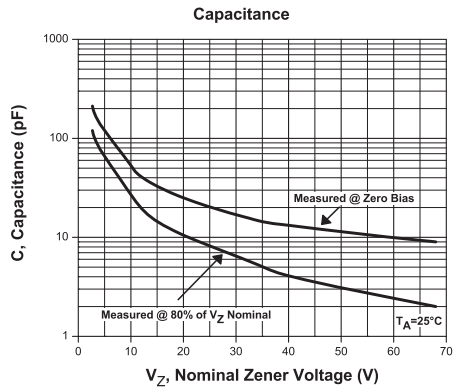
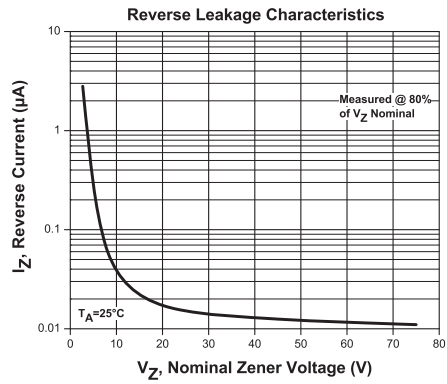
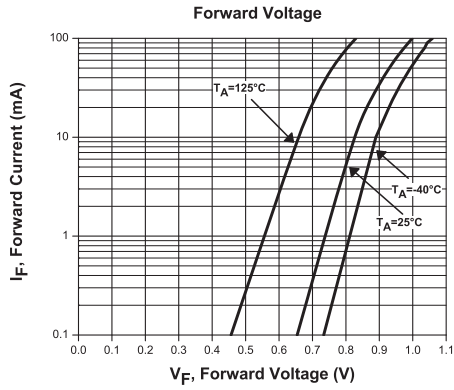
TYPE	ZENER VOLTAGE $V_Z @ I_{ZT}$			TEST CURRENT	MAXIMUM ZENER IMPEDANCE			MAXIMUM REVERSE CURRENT		MAXIMUM TEMPERATURE COEFFICIENT
	MIN	NOM	MAX	I_{ZT}	$Z_{ZT} @ I_{ZT}$	$Z_{ZK} @ I_{ZK}$	$I_R @ V_R$	V_R	$\ominus V_Z$	
	V	V	V	mA	Ω	Ω	μA	V	%/°C	
1N5247B	16.15	17	17.85	7.4	19	600	0.25	0.1	13	+0.084
1N5248B	17.10	18	18.90	7.0	21	600	0.25	0.1	14	+0.085
1N5249B	18.05	19	19.95	6.6	23	600	0.25	0.1	14	+0.086
1N5250B	19.00	20	21.00	6.2	25	600	0.25	0.1	15	+0.086
1N5251B	20.90	22	23.10	5.6	29	600	0.25	0.1	17	+0.087
1N5252B	22.80	24	25.20	5.2	33	600	0.25	0.1	18	+0.088
1N5253B	23.75	25	26.25	5.0	35	600	0.25	0.1	19	+0.089
1N5254B	25.65	27	28.35	4.6	41	600	0.25	0.1	21	+0.090
1N5255B	26.60	28	29.40	4.5	44	600	0.25	0.1	21	+0.091
1N5256B	28.50	30	31.50	4.2	49	600	0.25	0.1	23	+0.091
1N5257B	31.35	33	34.65	3.8	58	700	0.25	0.1	25	+0.092
1N5258B	34.20	36	37.80	3.4	70	700	0.25	0.1	27	+0.093
1N5259B	37.05	39	40.95	3.2	80	800	0.25	0.1	30	+0.094
1N5260B	40.85	43	45.15	3.0	93	900	0.25	0.1	33	+0.095
1N5261B	44.65	47	49.35	2.7	105	1000	0.25	0.1	36	+0.095
1N5262B	48.45	51	53.55	2.5	125	1100	0.25	0.1	39	+0.096
1N5263B	53.20	56	58.80	2.2	150	1300	0.25	0.1	43	+0.096
1N5264B	57.00	60	63.00	2.1	170	1400	0.25	0.1	46	+0.097
1N5265B	58.90	62	65.10	2.0	185	1400	0.25	0.1	47	+0.097
1N5266B	64.60	68	71.40	1.8	230	1600	0.25	0.1	52	+0.097
1N5267B	71.25	75	78.75	1.7	270	1700	0.25	0.1	56	+0.098

PACKING OPTIONS:

- CPZ28X-(type number)-CT: Singulated die in waffle pack; 400 die per tray.
- CPZ28X-(type number)-WN: Full wafer, unsawn, 100% tested with reject die inked.
- CPZ28X-(type number)-WR: Full wafer, sawn and mounted on plastic ring, 100% tested with reject die inked.

CPZ28X

Typical Electrical Characteristics



BARE DIE PACKING OPTIONS



BARE DIE IN TRAY (WAFFLE) PACK

CT: Singulated die in tray (waffle) pack.
(example: CP211-PART NUMBER-CT)

CM: Singulated die in tray (waffle) pack 100% visually inspected as per MIL-STD-750, (method 2072 transistors, method 2073 diodes).
(example: CP211-PART NUMBER-CM)



UNSAWN WAFER

WN: Full wafer, unsawn, 100% tested with reject die inked.
(example: CP211-PART NUMBER-WN)



SAWN WAFER ON PLASTIC RING

WR: Full wafer, sawn and mounted on plastic ring,
100% tested with reject die inked.
(example: CP211-PART NUMBER-WR)

Please note: Sawn Wafer on Metal Frame (WS) is possible as a special order. Please contact your Central Sales Representative at 631-435-1110.



Visit the Central website for a complete listing of specifications:
www.centrasemi.com/bdspecs

OUTSTANDING SUPPORT AND SUPERIOR SERVICES



PRODUCT SUPPORT

Central's operations team provides the highest level of support to insure product is delivered on-time.

- Supply management (Customer portals)
- Inventory bonding
- Consolidated shipping options
- Custom bar coding for shipments
- Custom product packing

DESIGNER SUPPORT/SERVICES

Central's applications engineering team is ready to discuss your design challenges. Just ask.

- Free quick ship samples (2nd day air)
- Online technical data and parametric search
- SPICE models
- Custom electrical curves
- Environmental regulation compliance
- Customer specific screening
- Up-screening capabilities
- Special wafer diffusions
- PbSn plating options
- Package details
- Application notes
- Application and design sample kits
- Custom product and package development

REQUESTING PRODUCT PLATING

1. If requesting Tin/Lead plated devices, add the suffix "TIN/LEAD" to the part number when ordering (example: 2N2222A TIN/LEAD).
2. If requesting Lead (Pb) Free plated devices, add the suffix "PBFREE" to the part number when ordering (example: 2N2222A PBFREE).

CONTACT US

Corporate Headquarters & Customer Support Team

Central Semiconductor Corp.
145 Adams Avenue
Hauppauge, NY 11788 USA
Main Tel: (631) 435-1110
Main Fax: (631) 435-1824
Support Team Fax: (631) 435-3388
www.centrasemi.com

Worldwide Field Representatives:
www.centrasemi.com/wwreps

Worldwide Distributors:
www.centrasemi.com/wwdistributors

For the latest version of Central Semiconductor's **LIMITATIONS AND DAMAGES DISCLAIMER**, which is part of Central's Standard Terms and Conditions of sale, visit: www.centrasemi.com/terms