


CFSH2-3L**SURFACE MOUNT SILICON
SCHOTTKY DIODE**
www.centrasemi.com
**SOD-882L CASE****DESCRIPTION:**

The CENTRAL SEMICONDUCTOR CFSH2-3L is a high quality Schottky Diode designed for applications where ultra small size and operational efficiency are prime requirements. Packaged in an SOD-882L package, this component provides performance characteristics suitable for the most demanding size constrained applications.

MARKING CODE: T**APPLICATIONS:**

- DC-DC Converters
- Voltage clamping
- Protection circuits
- Battery powered devices including cell phones, digital cameras, pagers, PDAs, laptop computers, etc.

FEATURES:

- $V_R=30V$
- $I_O=200mA$
- Very low forward voltage drop ($V_F=0.42V$ TYP @ 200mA)
- Reverse current (4.0 μA TYP @ 10V)
- Small, 1mm x 0.6mm x 0.4mm, ultra low profile, leadless surface mount package.

MAXIMUM RATINGS: ($T_A=25^\circ C$)

Peak Repetitive Reverse Voltage	V_{RRM}	30	V
Average Forward Current	I_O	200	mA
Peak Forward Surge Current, $t_p=8.3ms$	I_{FSM}	3.0	A
Power Dissipation	P_D	100	mW
Operating and Storage Junction Temperature	T_J, T_{stg}	-65 to +150	$^\circ C$
Thermal Resistance	θ_{JA}	1,250	$^\circ C/W$

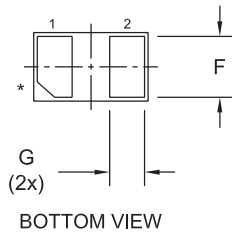
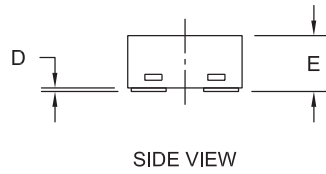
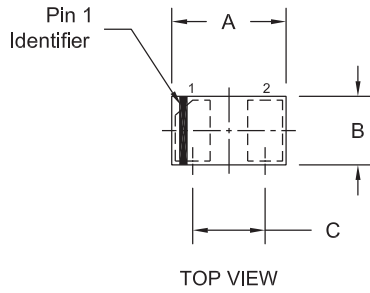
SYMBOL**UNITS****ELECTRICAL CHARACTERISTICS:** ($T_A=25^\circ C$ unless otherwise noted)

SYMBOL	TEST CONDITIONS	MIN	TYP	MAX	UNITS
I_R	$V_R=10V$		4.0	10	μA
I_R	$V_R=30V$		10	50	μA
BV_R	$I_R=500\mu A$	30			V
V_F	$I_F=0.1mA$		0.115	0.19	V
V_F	$I_F=1.0mA$		0.175	0.25	V
V_F	$I_F=10mA$		0.24	0.30	V
V_F	$I_F=100mA$		0.35	0.40	V
V_F	$I_F=200mA$		0.42	0.48	V
C_J	$V_R=4.0V, f=1.0MHz$		11	25	pF

CFSH2-3L
SURFACE MOUNT SILICON
SCHOTTKY DIODE



SOD-882L CASE - MECHANICAL OUTLINE



* Pin 1 chamfer may appear on any corner.

SYMBOL	INCHES		MILLIMETERS	
	MIN	MAX	MIN	MAX
A	0.037	0.041	0.95	1.05
B	0.022	0.026	0.55	0.65
C	0.026		0.65	
D	0.000	0.002	0.00	0.05
E	0.012	0.016	0.30	0.40
F	0.018	0.022	0.45	0.55
G	0.008	0.012	0.20	0.30

SOD-882L (REV:R2)

LEAD CODE:

- 1) Cathode
- 2) Anode

MARKING CODE: T

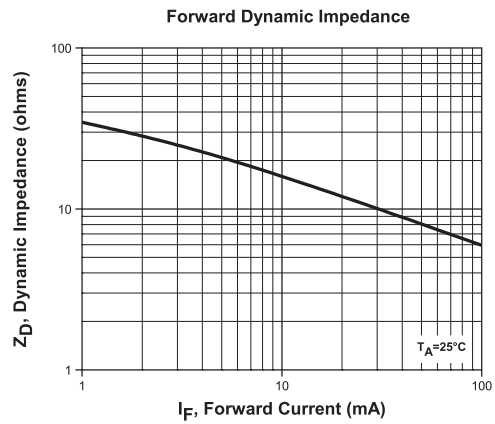
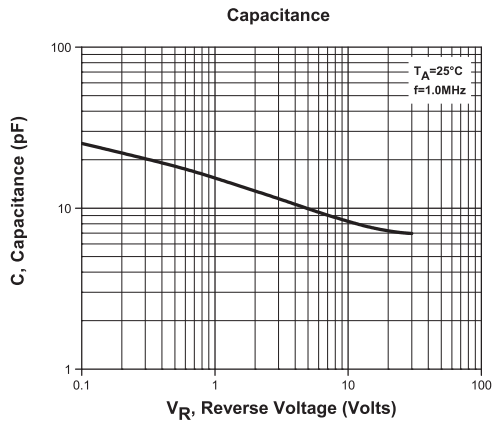
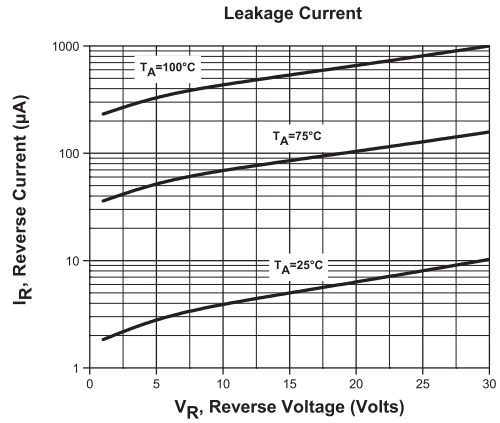
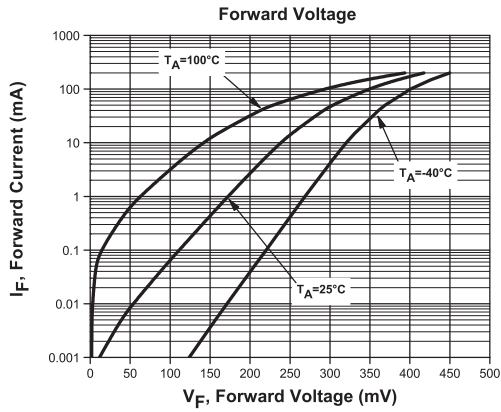
R2

R6 (28-September 2015)

CFSH2-3L
SURFACE MOUNT SILICON
SCHOTTKY DIODE



TYPICAL ELECTRICAL CHARACTERISTICS

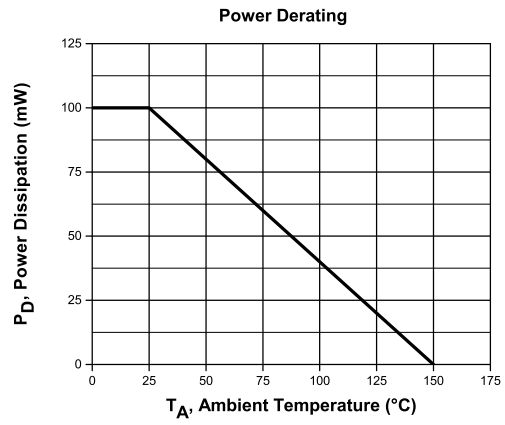
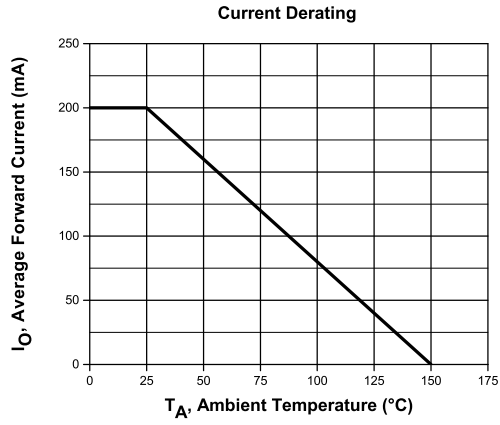


R6 (28-September 2015)

CFSH2-3L
SURFACE MOUNT SILICON
SCHOTTKY DIODE



TYPICAL ELECTRICAL CHARACTERISTICS



R6 (28-September 2015)

OUTSTANDING SUPPORT AND SUPERIOR SERVICES



PRODUCT SUPPORT

Central's operations team provides the highest level of support to insure product is delivered on-time.

- Supply management (Customer portals)
- Inventory bonding
- Consolidated shipping options
- Custom bar coding for shipments
- Custom product packing

DESIGNER SUPPORT/SERVICES

Central's applications engineering team is ready to discuss your design challenges. Just ask.

- Free quick ship samples (2nd day air)
- Online technical data and parametric search
- SPICE models
- Custom electrical curves
- Environmental regulation compliance
- Customer specific screening
- Up-screening capabilities
- Special wafer diffusions
- PbSn plating options
- Package details
- Application notes
- Application and design sample kits
- Custom product and package development

REQUESTING PRODUCT PLATING

1. If requesting Tin/Lead plated devices, add the suffix "TIN/LEAD" to the part number when ordering (example: 2N2222A TIN/LEAD).
2. If requesting Lead (Pb) Free plated devices, add the suffix "PBFREE" to the part number when ordering (example: 2N2222A PBFREE).

CONTACT US

Corporate Headquarters & Customer Support Team

Central Semiconductor Corp.
145 Adams Avenue
Hauppauge, NY 11788 USA
Main Tel: (631) 435-1110
Main Fax: (631) 435-1824
Support Team Fax: (631) 435-3388
www.centrasemi.com

Worldwide Field Representatives:
www.centrasemi.com/wwreps

Worldwide Distributors:
www.centrasemi.com/wwdistributors

For the latest version of Central Semiconductor's **LIMITATIONS AND DAMAGES DISCLAIMER**, which is part of Central's Standard Terms and Conditions of sale, visit: www.centrasemi.com/terms