
  
**CMOTVS5V7**
  
**SURFACE MOUNT SILICON**
  
**UNI-DIRECTIONAL**
  
**TRANSIENT VOLTAGE SUPPRESSOR**



[www.centrasemi.com](http://www.centrasemi.com)



**DESCRIPTION:**

The CENTRAL SEMICONDUCTOR CMOTVS5V7 is a Transient Voltage Suppressor (TVS) with exceptionally low leakage current characteristics. Packaged in the SOD-523 surface mount case, this space saving device is designed to protect sensitive equipment against ESD damage.

**MARKING CODE: 57**

**APPLICATIONS:**

- User interface protection
- Power rail protection
- Voltage clamping

**FEATURES:**

- Low leakage current
- Space saving SOD-523 package

**MAXIMUM RATINGS:** ( $T_A=25^\circ\text{C}$ )

Peak Power Dissipation (8x20 $\mu\text{s}$ )  
 Electrical Fast Transient (IEC 61000-4-4) (5x50ns)  
 ESD Voltage (IEC 61000-4-2, Air)  
 ESD Voltage (IEC 61000-4-2, Contact)  
 Operating and Storage Junction Temperature

**SYMBOL**

$P_{PK}$  66  
 EFT 40  
 $V_{ESD}$  15  
 $V_{ESD}$  8.0  
 $T_J, T_{stg}$  -55 to +150


**UNITS**

W  
 A  
 kV  
 kV  
 $^\circ\text{C}$

**ELECTRICAL CHARACTERISTICS:** ( $T_A=25^\circ\text{C}$ )  $V_F=1.2\text{V MAX @ } I_F=20\text{mA}$

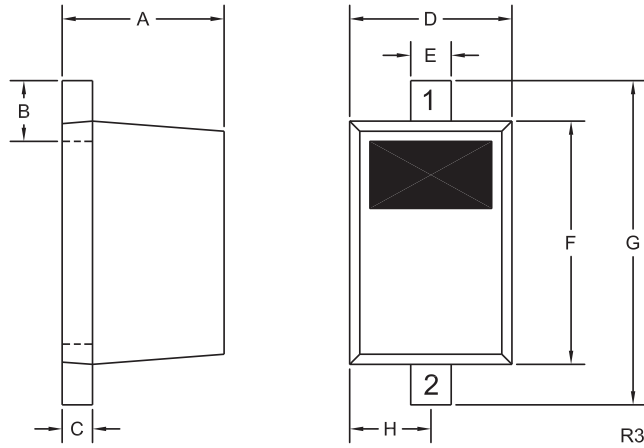
Maximum Reverse Stand-off Voltage $V_{RWM}$	Breakdown Voltage		Test Current $I_T$	Maximum Reverse Leakage Current $I_R @ V_{RWM}$	Maximum Clamping Voltage (8x20 $\mu\text{s}$ ) $V_C @ I_{PP}$		Typical TLP Clamping Voltage (Note 1) $V_{CL} @ I_{PP}$		Typical Dynamic Resistance (Note 1) $R_{DYN}$	Typical Junction Capacitance @ 0V Bias $C_J$
	MIN V	MAX V			V	A	V	A		
4.0	5.7	6.7	5.0	0.1	12	5.5	3.0 6.0	4.9 10.5	0.53	35

Note 1: Transmission Line Pulse (TLP) conditions:  $Z_0=50\Omega$ ,  $t_p=100\text{ns}$

  
**CMOTVS5V7**  
**SURFACE MOUNT SILICON**  
**UNI-DIRECTIONAL**  
**TRANSIENT VOLTAGE SUPPRESSOR**



**SOD-523 CASE - MECHANICAL OUTLINE**



**LEAD CODE:**


- 1) Cathode
- 2) Anode

**MARKING CODE: 57**

SYMBOL	DIMENSIONS			
	INCHES		MILLIMETERS	
	MIN	MAX	MIN	MAX
A	0.020	0.031	0.50	0.80
B	0.008	0.016	0.20	0.40
C	0.002	0.008	0.05	0.20
D	0.028	0.035	0.70	0.90
E	0.008	0.014	0.20	0.35
F	0.039	0.055	1.00	1.40
G	0.055	0.071	1.40	1.80
H	0.016		0.40	

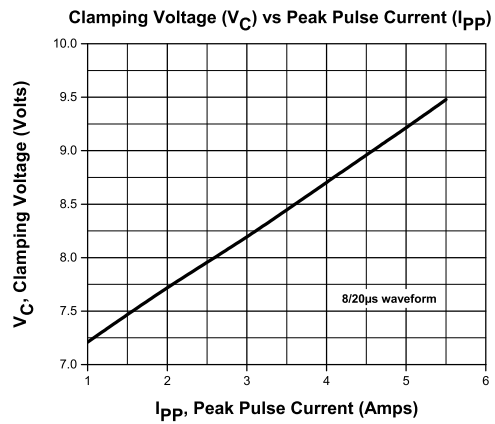
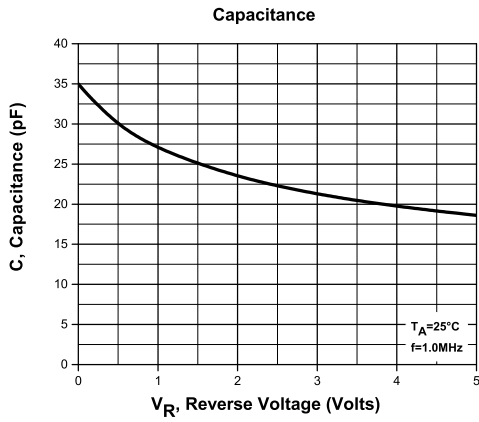
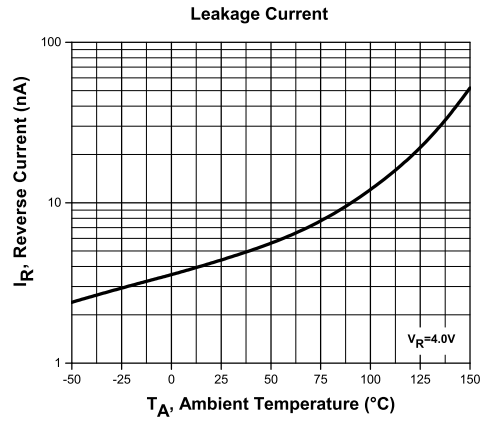
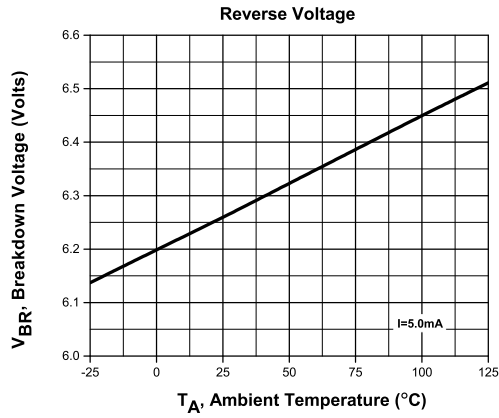
SOD-523 (REV: R3)

R4 (20-October 2015)


  
**CMOTVS5V7**  
**SURFACE MOUNT SILICON**  
**UNI-DIRECTIONAL**  
**TRANSIENT VOLTAGE SUPPRESSOR**



**TYPICAL ELECTRICAL CHARACTERISTICS**

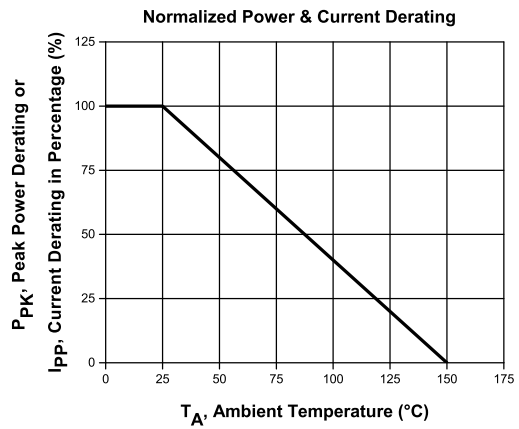
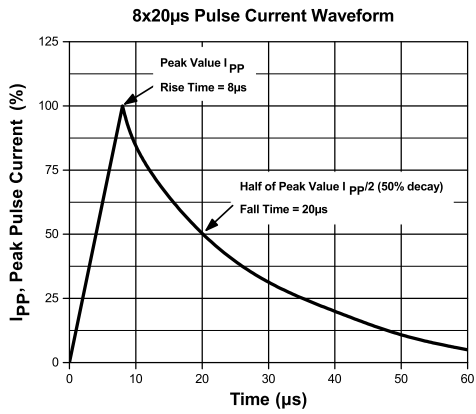
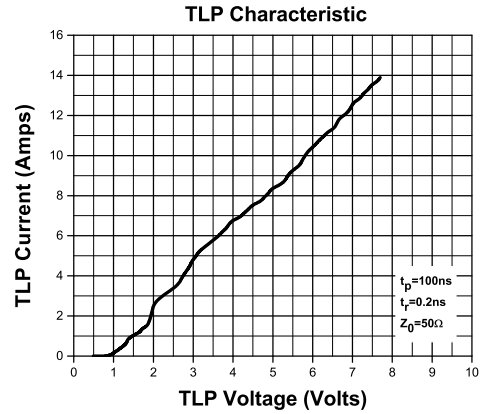
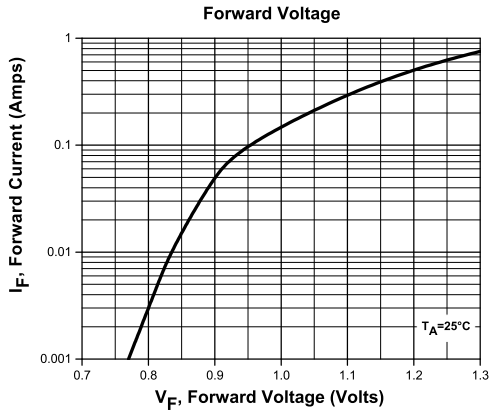


R4 (20-October 2015)

  
**CMOTVS5V7**  
**SURFACE MOUNT SILICON**  
**UNI-DIRECTIONAL**  
**TRANSIENT VOLTAGE SUPPRESSOR**



**TYPICAL ELECTRICAL CHARACTERISTICS**



R4 (20-October 2015)

## OUTSTANDING SUPPORT AND SUPERIOR SERVICES



---

### PRODUCT SUPPORT

Central's operations team provides the highest level of support to insure product is delivered on-time.

- Supply management (Customer portals)
- Inventory bonding
- Consolidated shipping options
- Custom bar coding for shipments
- Custom product packing

---

### DESIGNER SUPPORT/SERVICES

Central's applications engineering team is ready to discuss your design challenges. Just ask.

- Free quick ship samples (2<sup>nd</sup> day air)
- Online technical data and parametric search
- SPICE models
- Custom electrical curves
- Environmental regulation compliance
- Customer specific screening
- Up-screening capabilities
- Special wafer diffusions
- PbSn plating options
- Package details
- Application notes
- Application and design sample kits
- Custom product and package development

---

### REQUESTING PRODUCT PLATING

1. If requesting Tin/Lead plated devices, add the suffix " TIN/LEAD" to the part number when ordering (example: 2N2222A TIN/LEAD).
2. If requesting Lead (Pb) Free plated devices, add the suffix " PBFREE" to the part number when ordering (example: 2N2222A PBFREE).

---

### CONTACT US

#### Corporate Headquarters & Customer Support Team

Central Semiconductor Corp.  
145 Adams Avenue  
Hauppauge, NY 11788 USA  
Main Tel: (631) 435-1110  
Main Fax: (631) 435-1824  
Support Team Fax: (631) 435-3388  
[www.centrasemi.com](http://www.centrasemi.com)

**Worldwide Field Representatives:**  
[www.centrasemi.com/wwreps](http://www.centrasemi.com/wwreps)

**Worldwide Distributors:**  
[www.centrasemi.com/wwdistributors](http://www.centrasemi.com/wwdistributors)

---

For the latest version of Central Semiconductor's **LIMITATIONS AND DAMAGES DISCLAIMER**, which is part of Central's Standard Terms and Conditions of sale, visit: [www.centrasemi.com/terms](http://www.centrasemi.com/terms)